



## Kitchens For Communities 2021



# Supply Nationally, Support Locally

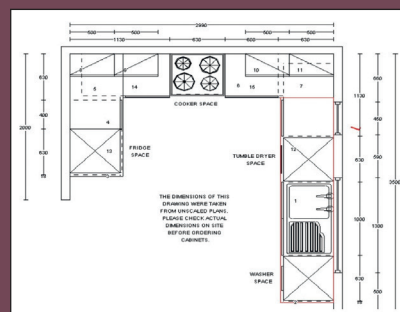
Symphony supplies nationally and we pride ourselves on supporting our quality products with our renowned design, technical expertise and management guidance locally. "Supply Nationally, Support Locally" is therefore our commitment and promise to all our clients/customers and partnerships.

## Specialised Project Management:

Our project management team are responsible for liaising with residents, surveying kitchens, producing plans and agreeing the design with the resident.

Our project managers provide national coverage for new build and refurbishment projects:

- Surveys and CAD designs for each property
- Full consultation with resident
- Plans and Computer Aided Design drawings printed on site
- Coloured 3D perspective left with every resident
- Copies of all drawings sent to the Client/Contractor electronically
- Following approval, kitchen ordered by Surveyor via unique "survey to order" datalink. Delivery automatically scheduled in line with installation programme
- Scheduling of deliveries using electronic data transfer to eliminate the requirement for manual processing
- Produce updated Project Tracker sheet showing details of all kitchens surveyed, and all kitchens called-off/delivered



## Local Support Stock

Symphony supplies nationally to refurbishment projects either directly or through local supply routes with builders merchants.

This Kitchen Response product offer provides fast access to quickly cover any void and maintenance requirements.



# Major Benefits

- Fully developed business continuity plan with IBM
- The strongest balance sheet in the industry
- With 50 years of experience in the social housing market
- A large portfolio of product brands and ranges from entry level to high end specifications, to meet the needs of clients, for the refurb and new build markets
- Speak to your Symphony representative regarding our Freedom range of accessible kitchen solutions



## To the Client

- Broad product portfolio to meet all requirements
- Symphony Client Manager will offer a specification review for all refurb and new build developments, offering recommendations on ranges and appliances, whilst assisting with providing budgets to meet all clients' requirements and needs
- Ongoing investment in IT. Provision of asset management data reducing future maintenance costs
- Cost monitoring
- Sustainable design features such as full FSC® certification, recycled content included in doors and all cabinets, the use of low energy lighting and cabinet legs made from 100% recycled plastic.
- Resident support
- Right first time
- Support at client presentations and resident exhibitions
- Regular performance review and value engineering exercises to ensure supply chain efficiency
- First kitchen manufacturer to have BIM objects and product specifications on the NBS Source Platform.

## To the Contractor

- Largest directly employed kitchen design service
- Survey-to-order service for refurbishment projects
- Provision of clear plans and costs
- Largest product portfolio to meet all requirements
- Ongoing investment in IT - "real time" tracking of projects
- Local Account Management

## To the Resident

- Resident exhibitions
- Bespoke customer choice sheet
- Kitchen refurbishment based on home visit from Project Manager
- High quality furniture - FIRA Gold Award certification for all kitchen furniture. This is the ultimate mark of product excellence within the furniture industry.
- Ability to order additional units - subject to client approval



# Kubix Range Selector

A wide range of high gloss, subtle matt and woodgrain finishes are available as part of the Kubix offer. All ranges are available in both 15mm Vista and 18mm Excel cabinet options, and with a choice of handles and worktops.

If an accessible kitchen design is required, please speak to your Symphony representative regarding our Freedom accessible kitchen offer.

## Harvard Pebble

19mm MDF narrow frame smooth  
PVC shaker



Chrome arched 'D' handle  
(HPK639) (S)

Matt nickel wide bar handle  
(HPK671) (A)

**Corner Post:**  
15mm Vista: Cabinet Colour  
18mm Excel: Matt Pebble

**Recommended Worktop Colours:**

40mm

40mm



Pastel  
Oak



Brazilian  
Walnut

**Cabinet Exterior:**  
White

**Replacement End Colour:**



Matt Pebble

## Woodbury Cashmere

18mm Cashmere gloss MFC painted door



Chrome arched 'D' handle  
(HPK639) (S)

Matt nickel wide bar handle  
(HPK671) (A)

**Corner Post:**  
15mm Vista: Cabinet Colour  
18mm Excel: Gloss Cashmere

**Recommended Worktops:**

40mm

40mm



Brazilian Walnut



Conway Elm

**Cabinet Exterior:**  
White


**Replacement End Colour:**



Gloss Cashmere

## Woodbury Ivory

18mm Ivory gloss MFC painted door



Chrome arched 'D' handle  
(HPK639) (S)

Matt nickel wide bar handle  
(HPK671) (A)

**Corner Post:**  
15mm Vista: Cabinet Colour  
18mm Excel: Gloss Ivory

**Cabinet Exterior:**  
White

**Replacement End Colour:**



Gloss Ivory

**Recommended Worktops:**

40mm

40mm



Brazilian Walnut



Conway Elm

## Woodbury White

18mm White gloss MFC painted door



Chrome arched 'D' handle  
(HPK639) (S)

Matt nickel wide bar handle  
(HPK671) (A)

**Corner Post:**  
15mm Vista: Cabinet Colour  
18mm Excel: Gloss White

**Cabinet Exterior:**  
White

**Replacement End Colour:**



Gloss White

**Recommended Worktops:**

40mm

40mm



Carbon Steel



Brazilian Walnut



## Urban Cobble Grey

188mm Super Matt lacquered PET foil  
ABS-edged chipboard




Matt nickel wide bar handle  
(HPK671) (S)

Matt nickel chunky 'D' handle  
(HPK354) (A)

**Corner Post:**  
15mm Vista: Cabinet Colour  
18mm Excel: Matt Cobble Grey

### Recommended Worktops:



Marble Siroco Alaska

**Cabinet Exterior:**  
White


### Replacement End Colour:



Matt Cobble Grey

## Urban Pebble

188mm Super Matt lacquered PET foil  
ABS-edged chipboard




Matt nickel wide bar handle  
(HPK671) (S)

Matt nickel chunky 'D' handle  
(HPK354) (A)

**Corner Post:**  
15mm Vista: Cabinet Colour  
18mm Excel: Matt Pebble

### Recommended Worktops:



Pastel Oak Brazilian Walnut

**Cabinet Exterior:**  
White


### Replacement End Colour:



Matt Pebble

## Urban White

188mm Super Matt lacquered PET foil  
ABS-edged chipboard




Matt nickel wide bar handle  
(HPK671) (S)

Matt nickel chunky 'D' handle  
(HPK354) (A)

**Corner Post:**  
15mm Vista: Cabinet Colour  
18mm Excel: Matt White

### Recommended Worktops:



Carbon Steel Brazilian Walnut

**Cabinet Exterior:**  
White

### Replacement End Colour:



Matt White

## Hacienda Grey Driftwood

18mm vertical grained MFC door with matching  
PVC edging




Matt nickel bar handle  
(HPK275) (S)

Matt nickel oval foot bow  
handle (HPK226) (A)

**Corner Post:**  
15mm Vista: Cabinet Colour  
18mm Excel: Grey Driftwood

### Recommended Worktops:



Alaska Carbon Steel

**Cabinet Exterior:**  
White


### Replacement End Colour:



Grey Driftwood

## Hacienda Light Driftwood

18mm vertical grained MFC door with matching  
PVC edging




Matt nickel bar handle  
(HPK275) (S)

Matt nickel oval foot bow  
handle (HPK226) (A)

**Corner Post:**  
15mm Vista: Cabinet Colour  
18mm Excel: Light Driftwood

### Recommended Worktops:



Carbon Steel Copper Slate

**Cabinet Exterior:**  
White


### Replacement End Colour:



Light Driftwood

## Hacienda Nordic Blue

18mm flat panel MFC door with matching PVC edging




Matt nickel bar handle  
(HPK275) (S)

Matt nickel oval foot bow  
handle (HPK226) (A)

**Corner Post:**  
15mm Vista: Cabinet Colour  
18mm Excel: Matt Nordic Blue

### Recommended Worktops:



Marble Siroco Alaska

**Cabinet Exterior:**  
White


### Replacement End Colour:



Matt Nordic Blue

## Hacienda Platinum

18mm flat panel MFC door with matching PVC edging




Matt nickel bar handle  
(HPK275) (S)

Matt nickel oval foot bow  
handle (HPK226) (A)

**Corner Post:**  
15mm Vista: Cabinet Colour  
18mm Excel: Matt Platinum

### Recommended Worktops:



Marble Siroco Carbon Steel

**Cabinet Exterior:**  
White


### Replacement End Colour:



Matt Platinum

## Medford White

18mm Flat panel MFC door with white PVC edging




Matt nickel soft formed handle  
(HPK331) (S)

Matt nickel wide bar handle  
(HPK671) (A)

**Corner Post:**  
15mm Vista: Cabinet Colour  
18mm Excel: Cabinet White

### Recommended Worktops:



Carbon Steel Brazilian Walnut

**Cabinet Exterior:**  
White

### Replacement End Colour:



White Cabinet

### Plaza Porcelain

18mm Porcelain MFC grained panel door with flat matching PVC edging



Matt nickel wide bar handle (HPK671) (S)

Matt nickel soft formed handle (HPK331) (A)

**Corner Post:**  
15mm Vista: Porcelain  
18mm Excel: Porcelain

**Cabinet Exterior:**  
White (R), Blonde Oak

**Replacement End Colour:**

**Recommended Worktops:**  
40mm 40mm

Carbon Steel Conway Elm

### Plaza Cashmere

18mm Cashmere MFC grained panel door with flat matching PVC edging



Matt nickel wide bar handle (HPK671) (S)

Matt nickel soft formed handle (HPK331) (A)

**Corner Post:**  
15mm Vista: Cashmere  
18mm Excel: Cashmere

**Cabinet Exterior:**  
White (R), Blonde Oak

**Replacement End Colour:**

**Recommended Worktops:**  
40mm 40mm


Carbon Steel Brazilian Walnut

Textured Porcelain

Textured Cashmere

### Virginia Oak

18mm flat panel PVC edged MFC



Matt nickel soft formed handle (HPK331) (S)

Matt nickel wide bar handle (HPK671) (A)

RFA KR

**Corner Post:**  
15mm Vista: Cabinet Colour  
18mm Excel: Cabinet  
Blonde Oak

**Cabinet Exterior:**  
Blonde Oak


**Replacement End Colour:**

**Recommended Worktops:**  
40mm 40mm

Alaska Carbon Steel

### Virginia Riviera

18mm flat panel PVC edged MFC



Matt nickel soft formed handle (HPK331) (S)

Matt nickel square D handle (HPK644) (A)

**Corner Post:**  
15mm Vista: Cabinet Colour  
18mm Excel: Cabinet  
Blonde Oak

**Cabinet Exterior:**  
White

**Replacement End Colour:**

**Recommended Worktop Colours:**  
40mm 40mm

Alaska Carbon Steel

White Cabinet

## Key:

RFA

Available Ready for Assembly

KR

Available in Kitchen Response

(S)

Standard handle

(A)

Alternative handle

The door and drawer fronts on this range are made using 100% recycled chipboard.

Please note: The “Chrome” and “Matt Nickel” handle descriptions relate to the handle finish and does not denote the material of the handles.

# Standard and Upgraded Kitchen Designs

All kitchens are available in 15mm Vista and 18mm Excel cabinet options. Standard specification includes cabinet matched end panels and plinths, whereas the upgrade option includes frontal matched end panels and plinths (on 18mm Excel specification). Please see details on differences within the images below.

## Standard Kitchen Design



- 1 Exposed cabinet sides
- 2 Exposed cabinet coloured side panel on wall units
- 3 Exposed cabinet sides on appliance spaces
- 4 Wrap around plinths
- 5 Cabinet matched plinth

## Upgraded Kitchen Design



- 1 Frontal mtached end panels that run to the floor on base units\*
- 2 Exposed cabinet coloured side panel on wall units
- 3 Frontal matched end panel on appliance spaces\*
- 4 Plinth runs up to the frontal matched end panel\*
- 5 Frontal matched plinth


\*Cabinet matched end panels are also available.



# 30mm Laminate Worktops



Dark Ash



Dark Granite




Oak Block

# 40mm Laminate Worktops



Alaska



Alpine White




Brazilian Walnut



Carbon Steel



Conway Elm



Copper Slate



Dark Ash (MR)



Everest Black (MR)




Marble Siroco



Oak Block (MR)



Pastel Oak (MR)



Tectonica (MR)



Key:

(MR)

Worktop is available in a moisture resistant format



# Glass Upstands & Hob Splashbacks

**H: 750mm W: 595/795/895mm**

A range of subtle glass colours to suit any style of kitchen and complement our worktop selection.

## Standard Collection

This collection features the four core splashback colours.



Bride



Chalk White



Ebony




Pewter

# Alusplash Hob Colours

**H: 800mm W: 600/900mm**


A range of 8 contemporary colours that includes both muted tones and statement contrasts to deliver a focal point within your kitchen design.



Metallic Black



Metallic Ice White



Metallic Ocean Mint



Metallic Olive Green



Metallic Petrol Blue



Metallic Silver Brushed



Metallic Space Silver




Metallic Warm Grey

# Cabinet Colours

All our ranges are available with a choice of two cabinet colours on either 18mm colour co-ordinated Excel cabinets or 15mm Vista cabinets with a white interior.



Blonde Oak



White

# Sink and Tap Options

All Blanco stainless steel sinks are manufactured from premium quality 18/10 stainless steel. The material's strength, high resistance to heat and staining make it both practical and hygienic. A range of co-ordinating kitchen taps have been selected to enable the blend of design, performance and quality of the products to bring real benefits to the user.

**BLANCO**  
By Symphony®

## Sinks



Lanis 45 S



Lanis 6 S



Flex



Tipo 45 S



Bonus 6 S



Standard 10 X 5

## Taps



Crest 6 (Eco Tap)



Silk Tap



Cadet (Eco Tap)



Deva Deck Quarter Turn



Deva Pillar Lever Head

# Cubic Capacities (m³)

UNIT	DIMENSIONS	300	400	450	500	600	800	900	1000	1200
BASE UNITS	500 deep	0.08	0.11	0.12	0.14	0.17	0.23	-	0.29	0.35
	600 deep	0.09	0.12	0.14	0.16	0.20	0.26	0.29	0.34	0.41
WALL UNITS	561 high	0.04	0.05	0.06	0.06	0.08	0.10	0.12	0.13	-
	724 high	0.05	0.07	0.08	0.08	0.10	0.14	0.16	0.18	-
	900 high	0.06	0.08	0.09	0.10	0.13	0.17	0.19	0.22	-
LARDER (2100MM)	500 deep	-	-	-	0.39	0.43	-	-	-	-
	600 deep	0.25	-	-	0.44	0.52	-	-	-	-
LARDER (2276MM)	500 deep	-	-	-	0.42	0.50	-	-	-	-
	600 deep	0.30	-	-	0.48	0.63	-	-	-	-
OVER COOKER HOOD UNITS	300 high	-	-	-	-	0.04	-	-	-	-
TALL APPLIANCE HOUSING	2100 high	-	-	-	-	0.54	-	-	-	-
	2276 high	-	-	-	-	0.59	-	-	-	-

\* All dimensions in millimetres. Cubic capacities are applicable to the available space within units and do not take into account the space once appliances are fitted.

## Light Reflective Values of Symphony Kitchens



Symphony has worked in partnership with the Royal National Institute of Blind People (RNIB) to assess the light reflective values (LRVs) of the Kubix range of kitchens and worktops. The RNIB supports blind and partially sighted people through campaigning, support and services.

Kitchen design can play a key role in helping people to live safely and independently for as long as possible. Effective colour contrast is one way in which the ability to detect different surfaces can be achieved, making it easier and safer to move about and use the environment. Though particularly effective for people with sight problems effective colour contrasting will make the environment safer for everyone, especially older people, people with dementia and people with learning disabilities who are highly likely to have sight loss.

Effective colour contrast is determined by considering the LRV of two adjacent surfaces. If the difference in LRV is greater than 20 then it is likely that the difference between the surfaces will be detectable in most light conditions by most people. If the difference is greater than 30 then it is likely that the difference in the surfaces will be detectable by all people in all light conditions. Therefore the RNIB recommends that surfaces and key features should differ in LRV points of 30 and above.

It should be noted that high gloss shiny surfaces can be a source of glare and reflection which can cause confusion for people with sight loss and/ or dementia. For this reason it is advised that gloss/shiny surfaces are used with caution when putting together kitchen combinations.

Patterned surfaces can cause visual confusion for some people who are blind or partially sighted. For example heavily patterned worktops in particular are an issue as they can make it very difficult for some people with sight loss to be able to locate items on a worktop which can affect someone's safety and independence within their own kitchen.



Range	LRV
Hacienda Grey Driftwood	31.00
Hacienda Light Driftwood	65.00
Hacienda Nordic Blue	81.00
Hacienda Platinum	50.00
Harvard Pebble	38.00
Medford White	86.00
Plaza Cashmere	54.00
Plaza Porcelain	74.00
Urban Cobble Grey	26.00
Urban Pebble	50.00
Urban White	83.00
Virginia Oak	29.00
Virginia Riviera	29.20
Woodbury Cashmere	53.00
Woodbury Ivory	81.00
Woodbury White	82.00

Worktops	LRV
Alaska	71.00
Alpine White	83.00
Brazilian Walnut	12.20
Carbon Steel	9.80
Conway Elm	53.20
Copper Slate	12.40
Dark Ash	15.00
Dark Granite	14.20
Everest Black	8.20
Marble Siroco	53.20
Oak Block	22.60
Pastel Oak	50.00
Tectonica	34.00

Cabinet	LRV
Oak	29.00
White	90.00



# Fully Repairable 15mm Vista Cabinets

- 15mm melamine faced, high density, fine surface particle board to comply with BS EN 312-P2
- Tested to comply with the requirements of BS 6222 Part 2 Level H
- Vulnerable edges are lipped to resist moisture seepage into the panels
- Cabinets are available in blonde oak or white to the exterior with matching lipping and a white interior
- Doors and drawers are available with soft close as an upgrade
- Cam and dowel construction for extra rigidity and ease of repairability



## WALL UNIT SPECIFICATION



Shelf Bracket



Vista Back Rail

Cabinets are available in blonde oak or white with a white interior

- 1 3-way fully adjustable all-metal hinge for full alignment - 110° or 170° (available with SoftPlus hinge upgrade)
- 2 3 wall unit heights 561mm/724mm/900mm
- 3 Hardboard back with horizontal fixing rail
- 4 Plastic shelf clips with central supports on units over 600mm wide

## BASE UNIT SPECIFICATION



Worktop Fixing Bracket



Wall Fixing Bracket



Cam & Dowel



Rail Fixing



Drawer Runners



Drawer Box



Leg



Optional Upgrade SoftPlus 110° Hinge



Optional Upgrade SoftPlus 170° Hinge



- 1 Fully adjustable drawer front for full alignment
- 2 66mm void to rear providing easy installation around pipework and plumbing
- 3 Removable 3mm hardboard back allows easy access should a problem arise after installation
- 4 15mm chipboard drawer base
- 5 Durable 3 metal sided Supra drawer box with optional self-closing action that meets BS 6222 Part 2 Level H
- 6 3-way fully adjustable all metal hinge for full alignment - 110° or 170° (available with SoftPlus hinge upgrade)
- 7 Continuous plinth
- 8 Includes plinth dust seal
- 9 Adjustable legs provide easy installation (min. 140mm - max. 170mm)



# Fully Repairable 18mm Excel Cabinets

- 18mm high density, fine particle surface board cabinet that complies with BS EN 312-P2 is used to produce side panels, bases, shelves and rails
- Tested to comply with the requirements of BS 6222 Part 2 Level H
- Vulnerable edges are lipped to resist moisture seepage into the panels
- Excel cabinets have a matching interior and exterior coloured finish available in blonde oak or white
- Doors and drawers are available with soft close as an upgrade
- Cam and dowel construction for extra rigidity and ease of repairability



## WALL UNIT SPECIFICATION



Shelf Bracket



Wall Hanging Bracket

Cabinets are available in blonde oak or white with a matching interior

- 1 Concealed fully adjustable wall hanging brackets
- 2 One piece unit back
- 3 3 wall unit heights 561mm/724mm/900mm
- 4 3-way fully adjustable all-metal hinge for full alignment - 110° or 170° (available with SoftPlus hinge upgrade)
- 5 Metal shelf supports

## BASE UNIT SPECIFICATION



Worktop Fixing Bracket



Wall Fixing Bracket



Cam & Dowel



Rail Fixings



Drawer Runners



Drawer Box



Leg



Optional Upgrade SoftPlus 110° Hinge



Optional Upgrade SoftPlus 170° Hinge



- 1 Inset fitted back with void of 66mm for easy access to pipes and services
- 2 15mm chipboard drawer base
- 3 Fully adjustable drawer front for full alignment
- 4 Durable 3 metal sided Supra drawer box with optional self-closing action that meets BS 6222 Part 2 Level H
- 5 3-way fully adjustable all-metal hinge for full alignment - 110° or 170° (available with SoftPlus hinge upgrade)
- 6 Adjustable legs provide easy installation (min. 140mm - max. 170mm)
- 7 Continuous Plinth
- 8 Includes plinth dust seal

# 15mm Vista Cabinet Installation

## Wall Units

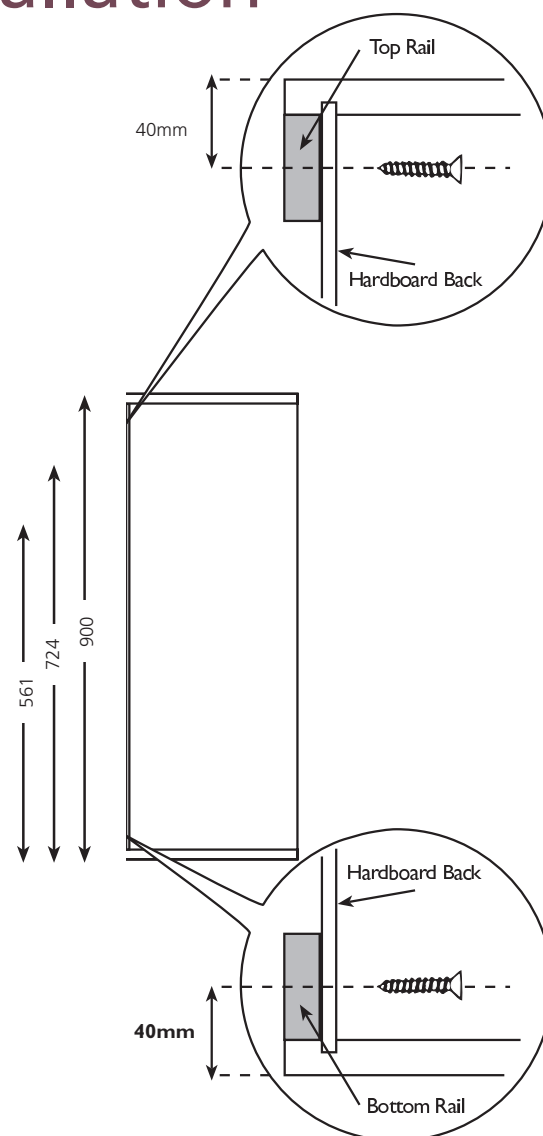
Screw through the top and bottom back rails/hardboard back. Fixing points in the bottom rail should be vertically in line with those in the top rail.

Fixing points should be located at each end of the unit as shown, no more than 100mm from the inside face of the unit.

Wall units with two doors may require a further fixing at the mid point of the top rail.

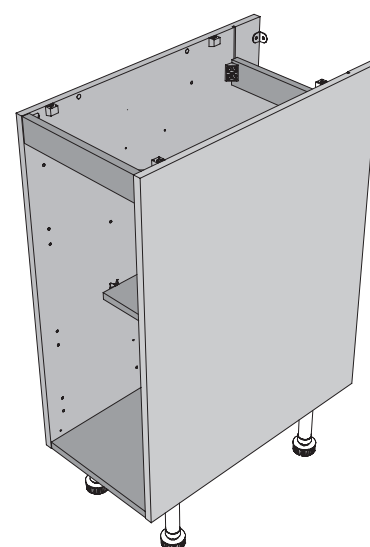
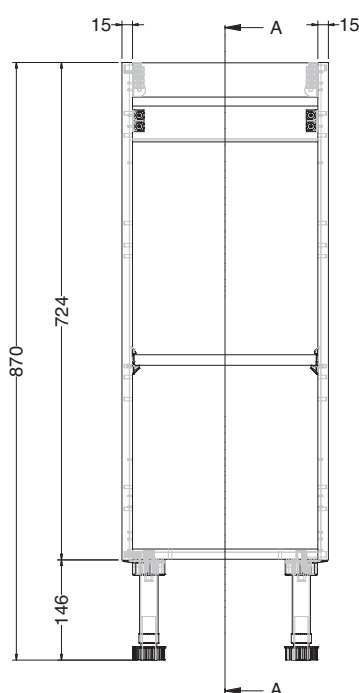
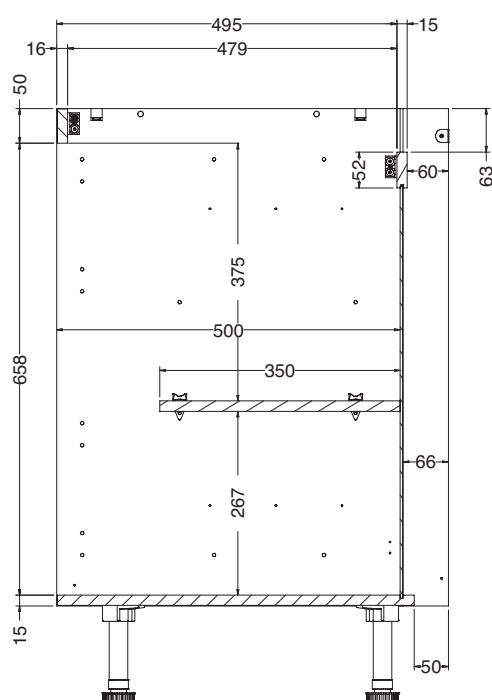
Any screws and other fixings used must be suitable to support units, when loaded, into the material to which they are to be fitted.

When fitting please refer to installation instructions.



## Base Units

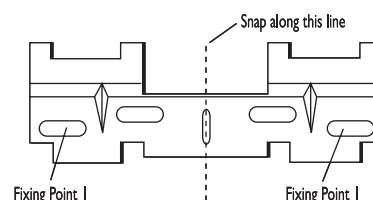
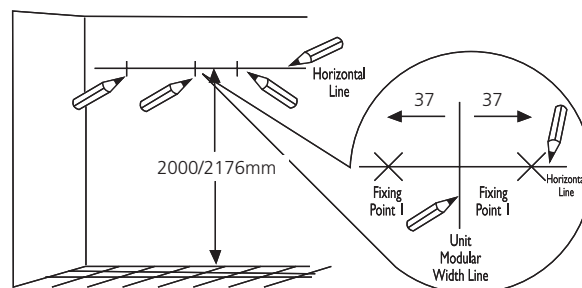
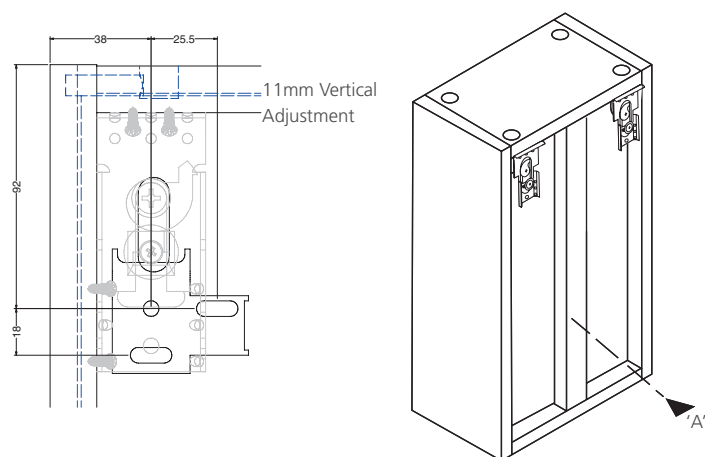
Brackets are secured to the side panel of the unit and screwed through to the wall. Legs can be adjusted as required.



# 18mm Excel Cabinet Installation

## Wall Units

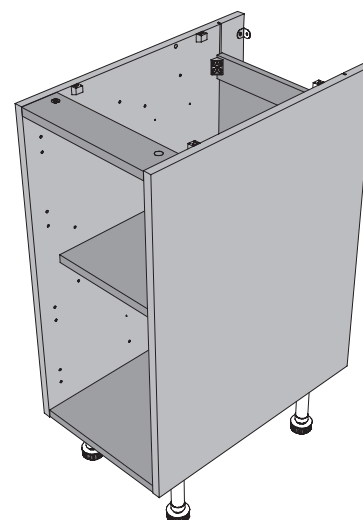
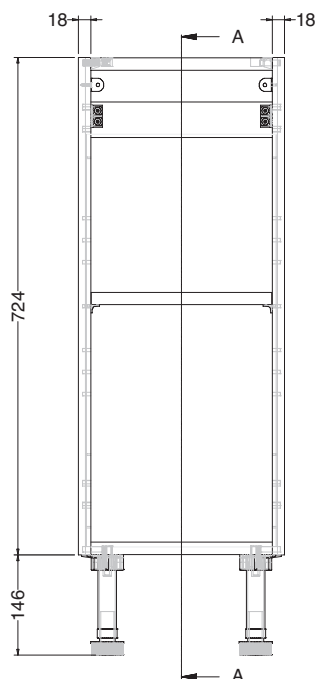
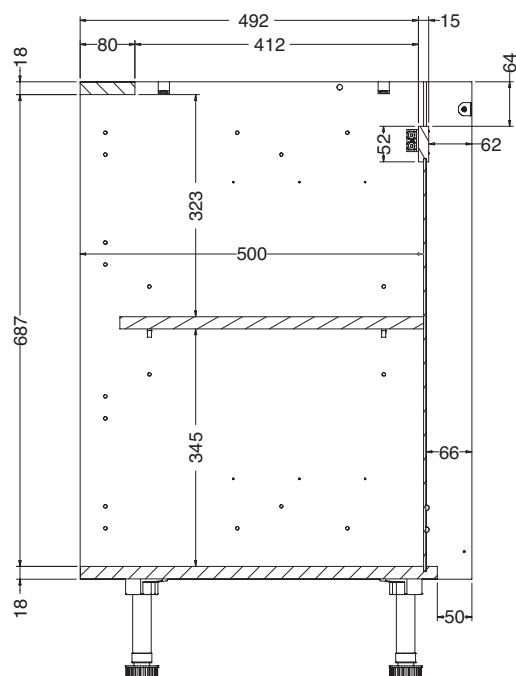
Wall units are supplied with wall hanging brackets fitted to the unit. The brackets are adjustable for height and distance from the wall. When fitting the units, attach to the wall the hanging plates and make all adjustments. Remove the unit from the wall and drill through the back and vertical upright as indicated (A). Secure the unit with additional screws to a structural part of the wall. Any screws and other fixings used must be suitable to support units, when loaded, into the material to which they are to be fitted.



Determine the location of the unit(s) and mark a horizontal line 2176/2000mm from the floor. Mark the position of each unit. Fit the hanging bracket plates to the wall as illustrated.

## Base Units

Brackets are secured to the side panel of the unit and screwed through to the wall. Legs can be adjusted as required.





# A Sustainable Approach

With 50 years of experience we understand the importance of operating in a responsible, sustainable manner. We have always taken our responsibilities to the environment seriously and are committed to playing our part by learning, innovating and implementing sustainable actions to limit our impact on the planet. We are proud of our history of innovation and continuously review and enhance our operations to ensure that Symphony is a leading example of sustainability within our industry.



## Production Flexibility

Symphony's site at Barnsley covers 500,000 sq ft and has a production facility with a capacity of 35,000 assembled kitchen units per week. Symphony also owns an additional 475,000 sq ft of capacity across two further sites in Rotherham and Wakefield which provides additional capacity for kitchen, bedroom and bathroom products.

## Efficiency on the Road

The Symphony fleet of over 150 vehicles is amongst the most fuel efficient on Britain's roads, due to the inclusion of Bluetec Euro 6 Mercedes Actros delivery vehicles. To limit packaging waste we worked with Valpak to devise a scheme to reuse protective blankets on all our vehicles delivering to building sites. This protects cabinets and other products, rather than using single use packaging. To further reduce carbon emissions we have included a selection of hybrid electric vehicles (HEVs) in our company car fleet.



## Sustainable Products

We work with our suppliers to reduce the environmental impact of products that we source, for example all our timber based products are sourced with full FSC® certification. Where possible we incorporate recycled materials such as in our cabinet where 50% of the chipboard is recycled timber. Many of our chipboard frontals have a similar recycled content,

whilst our Hacienda Grey and White Driftwood ranges are made using 100% recycled materials. Furthermore all of the adjustable legs used on our cabinets are made using 100% recycled plastic.

## Recycling

We have been awarded the ISO14001:2015 standard for our Environmental Management System. A

big part of our efforts are the reduction and recycling of waste. We are proud that no manufacturing waste is sent to landfill and only 1.5% of the total waste from our manufacturing, head office and distribution sites in Yorkshire goes to landfill. Segregated waste bins throughout the facility ensure all waste is effectively and efficiently separated and the vast majority is recycled.





# Symphony New Build Brands



The Symphony Group is the largest company within the marketplace when it comes to kitchens within new build homes. We offer an unrivalled supply and fitting service, which make Symphony the supplier of choice for new build homes throughout the UK.

Koncept offers housebuilders and developers a comprehensive product suite for new build projects with contemporary and classic kitchens available alongside a full suite of finishing touches.

Further kitchen solutions include uber sleek handleless kitchens in Linear, to the highest quality in-frame kitchens in Gallery and the exquisitely styled expertly crafted Laura Ashley brand of kitchens. Our Freedom brand brings to the market a range of accessible kitchen products that can be designed to suit specific requirements and is ideal for multi-generational households.

Finally our bedroom furniture includes Urbano front frame furniture and Glide Sliding Robes, whilst our Aquadi bathroom brand encompasses a range of modular and fully fitted designs.

For further information please visit [www.symphony-group.co.uk](http://www.symphony-group.co.uk) or email [enquiries@symphony-group.co.uk](mailto:enquiries@symphony-group.co.uk)





The Symphony Group Plc  
Pen Hill Estate,  
Park Spring Road, Barnsley  
South Yorkshire, S72 7EZ  
Tel: 01226 446000  
Fax: 01226 711185

[www.symphony-group.co.uk](http://www.symphony-group.co.uk)

FSC  
Printers  
logo

Carbon  
balancing  
logo



Copyright and all other rights in this brochure and the photographs and other work upon which it is based, are owned by the Symphony Group P.L.C. No part of this brochure and said photographs and other works may be reproduced or transmitted in any form or by any means (including but not limited to photocopying or storing in any electronic medium) without the prior express written permission of the Symphony Group P.L.C.



© The Symphony Group Plc 2021