

Kitchens For Living



INTRODUCTION

Koncept is the leading kitchen brand for new build developments. With a wide collection of ranges reflecting the latest trends and best selling finishes, a choice of cabinet specifications to suit your development and a wide range of finishing touches and accessories you can be assured of the perfect kitchen to wow your home buyers.



And the good news is there are plenty of fabulous styles to choose from in the Koncept by Symphony kitchen catalogue, from the time-honoured classic designs to the more adventurous high gloss contemporary look.

You'll also be pleased to know that we take our environmental responsibilities very seriously. We've gained the quality assurance accreditation BS EN ISO 9001/2000, and subsequently BS EN ISO 14001:2004 – independently endorsing our activities to limit the impact on the environment.

Koncept kitchens are designed to our EKO DESIGN principles ensuring an improved environmental performance without compromising on style or quality. EKO DESIGN principles include all cabinet and doors being FSC® certified and the use of low energy components such as LED lighting, energy efficient appliances and water conserving sinks and taps.

The Furniture Industry Research Association Ltd (FIRA) is one of the world's leading furniture technology centres. The FIRA Gold Award is the ultimate mark of product excellence and completely evaluates quality, fit for purpose and workmanship of our ranges. We are proud that all our ranges and laminate worktops achieve FIRA Gold Award accreditation.

CONTENTS

CONTEMPORARY

Inline Select Gloss Dusk Grey & Select Gloss Pearl Grey	6
Inline Select Gloss Pure White	8
Inline Trend Gloss Ice Anthracite	10
Inline Select Matt Anthracite & Select Matt Rustic Oak	11
New York	12
Quadra	16
Alta	18
Woodbury	22
Urban	24
Plaza	28
Virginia Oak & Alta Matt Pure White	32

CLASSIC

Ashbourne	36
Cranbrook	38
Princeton	44
Newport	46

FINISHING TOUCHES

Laminate Worktops	50
Granite & Silestone Worktops	52
Glass Upstands & Splashbacks	53
Lighting	54
Wirework	56
Drawer Accessories	57
Waste Storage	57

RANGE SELECTOR & SPECIFICATIONS

Contemporary Range	60
Classic Doors	61
Cabinet Colours	61
Inline Range	62
Inset Wall Units	63
Cabinet Specification	64

SYMPHONY SOLUTIONS

Symphony Solutions	66
Sustainable Manufacturing	68
Design Service	69
Mix & Match	70
Symphony Brands	71

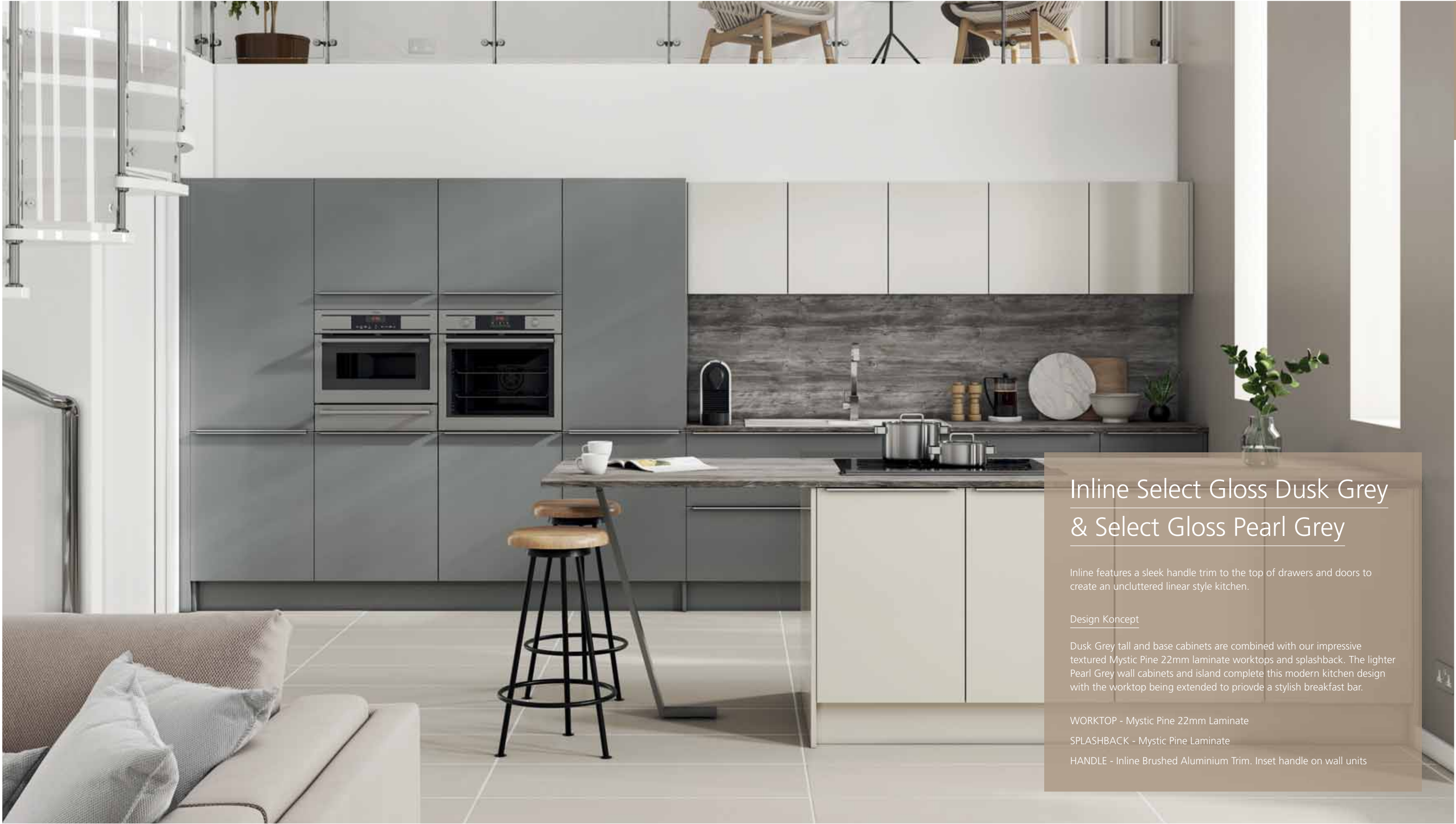


CONTEMPORARY

Symphony offers developers the latest Konzept in contemporary kitchens that are designed for living. Homebuyers can now choose the latest “in vogue” kitchen range when they purchase their new home. Our Contemporary styles leave you spoilt for choice with the variety of designer kitchens including the handleless New York range, and ever popular matt, gloss and timber effect finishes such as Alta.

- Inline Select
- Inline Trend
- Inline Form
- New York
- Quadra
- Alta
- Woodbury
- Urban
- Minnesota
- Plaza
- Hacienda
- Medford
- Virginia





Inline Select Gloss Dusk Grey & Select Gloss Pearl Grey

Inline features a sleek handle trim to the top of drawers and doors to create an uncluttered linear style kitchen.

Design Koncept

Dusk Grey tall and base cabinets are combined with our impressive textured Mystic Pine 22mm laminate worktops and splashback. The lighter Pearl Grey wall cabinets and island complete this modern kitchen design with the worktop being extended to provide a stylish breakfast bar.

WORKTOP - Mystic Pine 22mm Laminate

SPLASHBACK - Mystic Pine Laminate

HANDLE - Inline Brushed Aluminium Trim. Inset handle on wall units



Inline Select Gloss Pure White

Inline features a sleek handle trim to the top of drawers and doors to create an uncluttered linear style kitchen.

Design Konzept

Including a separate island section with integrated breakfast bar creates an open plan kitchen and living area. Incorporating the hob and extractor within the island makes it easier to prepare a meal whilst entertaining.

WORKTOP - Brazilian Walnut PVC Edged Laminate

HANDLE - Inline Matt Black Trim



Inline Trend Gloss Ice Anthracite

Inline features a sleek handle trim to the top of drawers and doors to create an uncluttered linear style kitchen.

Design Konzept

The inclusion of Concrete accent open units are the showstoppers in this stunning kitchen design. A glass splashback adds a burst of colour to complete the look, along with the flow of the Inline chrome wave trim and the concealed inset handles on the wall cabinets.

WORKTOP - Alpine White PVC Edged Laminate

SPLASHBACK - Yellow Glass

HANDLE - Inline Chrome Wave Trim. Inset handle on wall units



Inline Select Matt Anthracite & Select Matt Rustic Oak

Inline features a sleek handle trim to the top of drawers and doors to create an uncluttered linear style kitchen.

Design Konzept

This kitchen demonstrates open plan living with a simple L-shape kitchen design. Matching Rustic Oak splashback and Matt Black Inline trim complement one another to help complete this modern kitchen design.

WORKTOP - Rustic Oak 22mm Laminate

SPLASHBACK - Rustic Oak Laminate

HANDLE - Inline Matt Black Trim



New York Gloss Dusk Grey & Gloss Pearl Grey

The inspired New York range features both matt and high gloss finishes with integrated pull handles. Giving a luxurious feel to any kitchen, New York is available in Matt Anthracite, Gloss White, Gloss Ivory, Gloss Cashmere, Gloss Dusk Grey and Gloss Pearl Grey.

Design Konzept

New York Gloss Dusk Grey co-ordinates well with the paler Pearl Grey. This design features a tall bank of cabinets neatly storing the integrated appliances and American style fridge freezer. The accent open display unit on the island stores feature items and matches the Dark Oak 22mm worktop.

WORKTOP - Dark Oak 22mm Laminate

SPLASHBACK - Platinum Glass

HANDLE - Integrated



New York Matt Anthracite

The inspired New York range features both matt and high gloss finishes with integrated pull handles. Giving a luxurious feel to any kitchen, New York is available in Matt Anthracite, Gloss White, Gloss Ivory, Gloss Cashmere, Gloss Dusk Grey and Gloss Pearl Grey.

Design Konzept

Inspired by the timeless appeal of minimalist style, this iconic Matt Anthracite design brings seamless city living to any space. This design has been created to provide a practical working space that makes a clever design feature with the island and integrated breakfast bar. Full height doors as a backdrop accentuate the clean uncluttered lines of this handleless kitchen.

WORKTOP - Marengo Silestone

HANDLE - Integrated



Quadra Cobble Grey

The angular design and on-trend matt colours of Quadra embodies a versatile modern flair. Quadra features a subtle thin frame and is available in two finishes of Cobble Grey and White that reflect the latest colour trends and the desire for soft to touch matt doors.

Design Koncept

This kitchen design reflects the best of current open plan living spaces with a social island design that offers seating areas at either end. Drawer units are used on the island, whilst this is set in front of a wall of doored units.

WORKTOP - Woodstone Premium Laminate

HANDLE - Brushed Nickel Bow Handle (HPK643)



Alta Matt Dark Walnut & Matt Pure White

The high specification Alta kitchen is available in two matt, two timber effect and four gloss finishes; Matt Anthracite, Matt Pure White, Matt Dark Walnut, Matt Rustic Oak, Gloss Dusk Grey, Gloss Pearl Grey, Gloss Mussel and Gloss Pure White. With an array of options to choose from, there is sure to be something suitable for the most modern of homes.

Design Konzept

The kitchen design embraces open plan living with a run of cabinets along one wall, offering more space for dining and entertaining. The textured Dark Walnut finish is a striking contrast to the Matt Pure White wall units, which include integrated handles for a modern look.

WORKTOP - Designer White 22mm Laminate

HANDLE - Gloss Black Square Handle (HPK797). Inset Handle on wall units



Alta Rustic Oak & Gloss Dusk Grey

The high specification Alta kitchen is available in two matt, two timber effect and four gloss finishes; Matt Anthracite, Matt Pure White, Matt Dark Walnut, Matt Rustic Oak, Gloss Dusk Grey, Gloss Pearl Grey, Gloss Mussel and Gloss Pure White. With an array of options to choose from, there is sure to be something suitable for the most modern of homes.

Design Konzept

This simple yet effective kitchen layout encompasses an L-shaped design with a corner larder unit linking the Rustic Oak base units and matching Rustic Oak worktop to the Gloss Dusk Grey tall units. Integrated appliances and plenty of additional storage space is included, with hidden extractor and inset handles on wall units.

WORKTOP - Rustic Oak 22mm Laminate

SPLASHBACK - Rustic Oak Laminate

HANDLE - Chrome Chunky Bridge Handle (HPK640).
Inset handle wall units



Woodbury Platinum

The best selling Woodbury range of kitchens is available in a variety of gloss finishes that can either be mixed together or are strong enough to stand alone as a complete kitchen.

Design Konzept

Grey is an on-trend colour at the moment and the Platinum gloss finish is a welcome addition to the Woodbury range. This galley style kitchen features a central island with our designer angled breakfast bar leg. A bank of tall units opposite full height base units and 561mm wall units provides a whole host of storage.

WORKTOP - Alaska PVC Edged Laminate

SPLASHBACK - Ebony Glass

HANDLE - Antique Copper Bow Handle (HPK794)



Urban Concrete & Cobble Grey

Urban includes two super matt colours of Cobble Grey and Pebble and two textured finishes of Concrete and Grey Walnut to enable the perfect modern kitchen to be designed. The finishes can also be mixed with one another to deliver a kitchen that offers striking contrasts.

Design Konzept

The Concrete finish of the doors and matching worktop creates an industrial look. This is further emphasised by the Cobble Grey wall units and Concrete open units to deliver both a functional and modern kitchen area.

WORKTOP - Concrete 22mm Laminate

SPLASHBACK & UPSTAND - Concrete Laminate

HANDLE - Brushed Nickel Barrel D Handle (HPK630)



Urban Grey Walnut & Pebble

Urban includes two super matt colours of Cobble Grey and Pebble and two textured finishes of Concrete and Grey Walnut to enable the perfect modern kitchen to be designed. The finishes can also be mixed with one another to deliver a kitchen that offers striking contrasts.

Design Konzept

The textured finish of Grey Walnut base and tall units perfectly complement the Matt Pebble wall units. The kitchen is then further brought to life with the dark worktop and bronze handles to deliver a space that is perfect for the modern home.

WORKTOP & UPSTAND - Platinum Metallic Premium Laminate

SPLASHBACK - Dark Stone Glass

HANDLE - Brushed Bronze Arched Bridge Handle (HPK796)



Plaza Cobble Grey & Porcelain

Create an on-trend kitchen that combines popular pastel colours with textured painted effect frontals in the Plaza range. Plaza is available in a palette of five colours: Cashmere, Cobble Grey, Mussel, Porcelain and Stone that can complement each other in mix and match style kitchens.

Design Konzept

The textured finish of Plaza Cobble Grey presents a delightful contrast against the light Porcelain wall units. Tall cabinets including a corner larder cabinet, are included to allow for plenty of storage, with a centre island creating an open plan kitchen/dining area.

WORKTOP - Alaska Laminate

SPLASHBACK - Pewter Glass

HANDLE - Matt Nickel Wide Bow Handle (HPK671)



Plaza Stone

Create an on-trend kitchen that combines popular pastel colours with textured painted effect frontals in the Plaza range. Plaza is available in a palette of five colours: Cashmere, Cobble Grey, Mussel, Porcelain and Stone that can complement each other in mix and match style kitchens.

Design Konzept

The finish of Plaza Stone is emphasised here with the addition of the contrasting Designer White 22mm worktop and end panels. The addition of brass accessories such as taps and seating all add to the sophistication of this kitchen design.

WORKTOP - Designer White 22mm Laminate

SPLASHBACK - Chalk White Glass

HANDLE - Brushed Bronze Arched Bridge Handle (HPK796)



Virginia Oak & Alta Matt Pure White

The warm blonde oak finish of Virginia Oak offers a homely, inviting feel to the kitchen.

Design Konzept

The combination of Blonde Oak and White gives this kitchen a designer edge. Virginia Oak base and tall units are presented against a muted backdrop of handleless Alta Matt Pure White wall units, 22mm Designer White worktops and a painted white brick wall.

WORKTOP - Designer White 22mm Laminate

HANDLE - Matt Nickel Square D Handle (HPK644).
Inset handles on wall units

CLASSIC

The Classic portfolio of Konzept kitchens offers private housing developers a fantastic range of elegant, timeless finishes. These kitchens exude warmth and character to form a wonderful welcoming feel for the homeowner.

Ashbourne
Cranbrook
Princeton
Newport





Ashbourne Ivory

This striking Ivory door with its distinctive grain effect creates a simply stunning kitchen space.

Design Konzept

It is the finer details that set this kitchen apart with the decorative cornice and pelmet framing the wall units and the stunning integrated fridge freezer housing.

WORKTOP - Colmar Oak Premium Laminate

HANDLE - Brushed Nickel Bow Handle (HPK643)



Cranbrook Cobble Grey & Platinum

Cranbrook offers a modern take on the farmhouse inspired shaker kitchen. Available in five earthy painted effect finishes.

The Cobble Grey, Ivory, Platinum, Sage and Stone colours can either stand alone or work in combination with one another to produce the perfect classic kitchen design.

Design Konzept

The Cobble Grey finish presents an up to date version of a classic shaker style door. The u-shaped kitchen design and integrated breakfast bar create both a functional and inviting living space.

WORKTOP - Chalet Oak Premium Laminate

SPLASHBACK - Platinum Glass

HANDLE - Brushed Nickel Bow Handle (HPK643)



Cranbrook Sage & Stone

Cranbrook offers a modern take on the farmhouse inspired shaker kitchen. Available in five earthy painted effect finishes.

The Cobble Grey, Ivory, Platinum, Sage and Stone colours can either stand alone or work in combination with one another to produce the perfect classic kitchen design.

Design Koncept

Co-ordinating framing panels help to give this design a modern twist. The Cranbrook door is shown off in full beauty on the tall units and island units in this design, whilst the realistic Brazilian Walnut worktops help create the country look.

WORKTOP - Brazilian Walnut PVC Edged Laminate
SPLASHBACK & UPSTAND - Brazilian Walnut Laminate
HANDLE - Brushed Bronze Rectangle Handle (HPK795)



Cranbrook Ivory

Cranbrook offers a modern take on the farmhouse inspired shaker kitchen. Available in five earthy painted effect finishes.

The Cobble Grey, Ivory, Platinum, Sage and Stone colours can either stand alone or work in combination with one another to produce the perfect classic kitchen design.

Design Konzept

The island with full height cupboards and built in sink makes full use of the available kitchen space and enables two banks of tall units to provide ample storage. The traditional range cooker is flanked by co-ordinating two drawer pan units and bi-fold wall units.

WORKTOP - Brazilian Walnut PVC Edged Laminate

SPLASHBACK & UPSTAND - Brazilian Walnut

HANDLE - Brushed Bronze Rectangle Handle (HPK795)



Princeton Indigo & Pearl Grey

Princeton offers a contemporary twist on a traditional door. The one piece shaker style is available in two matt colours of Indigo and Pearl Grey, which work well on their own or can be mixed to produce a kitchen design of contrasts.

Design Konzept

This kitchen design includes an island with integrated hob, which provides a focal point within the room and includes ample space for entertaining. The addition of separate tall units and a fridge freezer opens up the space, bringing together the kitchen and dining area.

WORKTOP - Marble Siroco PVC Edged Laminate

UPSTAND - Marble Siroco Laminate

HANDLE - Brushed Copper Bridge Handle (HPK792)



Newport

The traditional qualities of Newport give it a cosy, homely feel. Each Ivory door features a distinctive tongue and groove appearance centre panel to provide a beautiful timeless appeal.

Design Konzept

It is the finer details that set this kitchen apart with the decorative cornice and pelmet framing the wall units and the stunning integrated fridge freezer housing.

WORKTOP - Oak Block Laminate

HANDLE - Grooved Pewter Handle (HPK672)

FINISHING TOUCHES

You've chosen the style, you've decided the finish, now it's time to choose the finishing touches that make a new kitchen stand out. Select from a wide range of worktops, appliances, sinks and taps to tailor make an appealing kitchen for your customers. Don't forget lighting and storage accessories are the essential extras that enhance the appeal of the kitchen.


- Laminate Worktops
- Granite Worktops
- Silestone Worktops
- Glass Upstands & Splashbacks
- Lighting
- Wirework
- Miscellaneous
- Drawer Organisers




40MM LAMINATE WORKTOPS

Hard-wearing and stylish, our 40mm laminate worktops add the perfect finishing touch. Choose from a wide range of colours and designs, specifically developed to co-ordinate with the Koncept kitchen range. Worktops are supplied in a bullnose or PVC edged specification and are available with co-ordinating upstands, splashbacks and blenders.*


* maximum worktop length 4000mm




Alaska




Alpine White




Brazilian Walnut




Copper Slate




Dark Ash




Everest Black




Marble Siroco




Natural Ash




Oak Block



Pastel Oak



Stella Mare



Tectonica


Please note that worktop joints may be conspicuous due to the variation of pattern and colour variation within each finish.




22MM WORKTOPS

These stunning 22mm worktops feature subtle textured surfaces and can be used to frame cabinet runs. The colour palette includes finishes that match kitchen range decors to create an ultra modern one colour kitchen. Worktops are available with matching blenders, upstands and splashbacks.*


*maximum worktop length 3000mm




Brazillia




Concrete




Dark Oak



Designer White



Mystic Pine



Rustic Oak

Please note that worktop joints may be conspicuous due to the variation of pattern and colour variation within each finish.



40MM PREMIUM WORKTOPS

Our premium 40mm worktops feature either textured or ultra smooth laminate finishes with a contemporary 3mm front radius providing a modern flat profile. Worktops are available with co-ordinating worktop upstands and splashbacks.*

*maximum worktop length 3600mm



Chalet Oak



Cinnamon



Cloudy Cement



Colmar Oak



Liberty Rock



Platinum Metallic



Roman Oak



Venice Marble



Volcanic Ash




Woodstone

Please note that worktop joints may be conspicuous due to the variation of pattern and colour variation within each finish.




GRANITE

There’s nothing quite like a genuine granite work surface. Extremely durable, 30mm thick, easy to clean, heat resistant and of course, stunningly beautiful. No two pieces of granite are identical, so each kitchen is unique.



SILESTONE

Available in 20mm and selected 30mm, our scratch resistant Silestone Quartz has radiant clarity and exceptional strength. Silestone is available in a range of creative colours.




*These finishes are also available in 30mm.

GLASS UPSTANDS & SPLASHBACKS

A range of contemporary and subtle colours to suit any style of kitchen and complement our worktop selection.

STANDARD COLLECTION

This collection features the four core splashback colours.



GLOSS COLLECTION

Our Gloss Collection feature a diverse palette of colours that match and complement a variety of the kitchen finishes, accent open display units and include three metallic effect styles.



LIGHTING

The importance of lighting in completing a welcoming attractive kitchen design cannot be underestimated. A full selection of low energy LED lighting and accessories is available to help you achieve this. The range includes spotlights, flexible strip light, illuminated shelves and plinth lights.



1. LED Strip Lights
Available in 250mm, 330mm and 550mm sizes.



2. Trio Tone LED Surface Light
Available in cool, neutral or warm white light with the flick of a switch.



3. Plinth Lights
Available in cool or warm white light.



4. Quadra Cabinet Light
Available in cool or warm white light and with optional on/off sensor. Can be used underneath or inside cabinet.

Many lights are available in a cool white or warm white light to provide flexibility to suit the design of the kitchen environment. Extra upgrade options like illuminated shelves or convenient pop up sockets within worktops are a perfect finishing touch to set a kitchen apart.



HD Delta Light
Available with optional on/off touch sensor.
Available in a cool or warm white light.



Trio Tone LED Triangle Light
Available in a cool, natural or warm white light with the flick of a switch.



HD LED In-Cabinet Strip Light
PANLIGHT3/4/5/6/8/9/10
To suit 300-1000mm drawer and door cabinets.



LED Flexible Strip Lights
Available in 500mm or 2m lengths.
Available in a cool white and warm white.



ALA Illuminated Glass Shelf
Available in either 600mm or 900mm widths.



EVOline(R) Pop-up Socket with USB ports featuring a flush finished Stainless Steel top.



Pop-up Socket with USB ports .



EVOline(R) Backflip Socket with two sockets and one USB port.

ACCESSORIES

Take advantage of every corner of the kitchen with innovative accessories and storage solutions that enhance every Konzept Kitchen.



Le Mans Pull Out (Left handed shown)



1/2 Carousel Baskets



3/4 Carousel Baskets



Stainless Steel Splashback



150mm Pull Out Base Units



300mm Pull Out Larder Units



Wine Glass Rack



Wine Rack Insert



Angled Breakfast Bar Leg



Chunky Floating Shelf
Available in Dark Oak, Matt
Cashmere and Matt Stone



Arrow Shelf Bracket



Removable Magnetic Lock

CUTLERY TRAYS



Supra Drawer Box Plastic Cutlery Tray



Atira Drawer Box Plastic Cutlery Tray for Internal Drawers



Atira Drawer Box Aluminium
Cutlery Tray for Internal Drawers



Atira Drawer Box Timber Cutlery
Tray for Internal Drawers

PAN DRAWER ACCESSORIES



Aluminium Atira Pan Drawer Organiser
for 800 - 1000mm Drawers



Timber Atira Pan Drawer Organiser
for 800 - 1000mm Drawers



Timber Atira Pan Drawer Plate Stack for
800 - 1000mm Drawers

WASTE STORAGE



Waste Bin (12L)



Recycle Bin (40L)



300mm Eco Bin (30L)



400mm Eco Bin (40L)



600mm Eco Bin (60L)



400mm Under Sink
Waste Bin (36L)



500mm Premium Waste Bin (64L)



600mm Premium Waste Bin (85L)


RANGE SELECTOR & SPECIFICATIONS

The real quality of a kitchen is reflected in its construction. So you'll be delighted to know that our cabinets are available with innovative soft close doors and drawers, and because they're built to be hard-wearing and practical, they'll stay looking good for years to come.


- Inline Ranges
- Contemporary Ranges
- Classic Ranges
- Cabinet Colours
- Cabinet Specifications




CONTEMPORARY RANGES




New York Gloss White
22mm gloss painted and lacquered MDF door




New York Gloss Ivory
22mm gloss painted and lacquered MDF door




New York Gloss Cashmere
22mm gloss painted and lacquered MDF door




New York Gloss Dusk Grey
22mm gloss painted and lacquered MDF door




New York Gloss Pearl Grey
22mm gloss painted and lacquered MDF door




New York Matt Anthracite
22mm matt painted MDF door




Alta Gloss Mussel
18mm gloss painted and lacquered MDF door




Alta Gloss Pure White
18mm gloss painted and lacquered MDF door




Alta Gloss Dusk Grey
18mm gloss painted and lacquered MDF door




Alta Gloss Pearl Grey
18mm gloss painted and lacquered MDF door




Alta Matt Anthracite
18mm matt painted MDF door




Alta Matt Dark Walnut
18mm timber effect MDF with 1mm PVC edging




Alta Matt Pure White
18mm matt painted MDF door




Alta Matt Rustic Oak
18mm timber effect MDF with 1mm PVC edging




Quadra Cobble Grey
19mm Thin Frame PVC Routed and Pressed MDF




Quadra White
19mm Thin Frame PVC Routed and Pressed MDF




Woodbury Anthracite
18mm Gloss painted MFC




Woodbury Cashmere
18mm Gloss painted MFC




Woodbury Ivory
18mm Gloss painted MFC




Woodbury Platinum
18mm Gloss painted MFC




Woodbury White
18mm Gloss painted MFC




Urban Cobble Grey
18mm super matt lacquered ABS edged MFC




Urban Pebble
18mm super matt lacquered ABS edged MFC




Urban Concrete
18mm textured ABS edged MFC




Urban Grey Walnut
18mm textured ABS edged MFC




Plaza Cashmere
18mm MFC grained panel door with flat matching PVC edging




Plaza Cobble Grey
18mm MFC grained panel door with flat matching PVC edging




Plaza Mussel
18mm MFC grained panel door with flat matching PVC edging




Plaza Porcelain
18mm MFC grained panel door with flat matching PVC edging




Plaza Stone
18mm MFC grained panel door with flat matching PVC edging




Minnesota Avola Grey
18mm Textured MFC door with matching PVC edging




Hacienda White Ash
18mm MFC flat panel door with matching PVC edging



Hacienda Ivory
18mm MFC flat panel door with matching PVC edging




Medford White
18mm MFC flat panel door with matching PVC edging




Virginia Oak
18mm MFC flat panel door with matching PVC edging


CLASSIC DOORS




Ashbourne Ivory
18mm grained shaker style foil wrapped MDF with chamfered frame




Cranbrook Cobble Grey
22mm shaker style foil wrapped MDF door




Cranbrook Ivory
22mm shaker style foil wrapped MDF door




Cranbrook Platinum
22mm shaker style foil wrapped MDF door




Cranbrook Sage
22mm shaker style foil wrapped MDF door




Cranbrook Stone
22mm shaker style foil wrapped MDF door



Princeton Indigo
19mm matt painted MDF one piece shaker



Princeton Pearl Grey
19mm matt painted MDF one piece shaker



Newport Ivory
18mm PVC wrapped door with tongue and grooved centre panel

CABINET COLOURS



Ivory



Blonde Oak



White



The majority of ranges offer frontal-matched replacement ends on 18mm Excel Cabinets.

INLINE RANGE

Inline kitchens present a modern linear style of kitchen design that features a stunning handle trim to the edge of doors and drawers. There is a choice of a brushed aluminium trim, chrome wave trim or matt black trim.



Gloss Pearl Grey
18mm Gloss painted and lacquered MDF door




Gloss Pure White
18mm Gloss painted and lacquered MDF door



Matt Anthracite
18mm Matt painted MDF door



Matt Dark Walnut
18mm Timber effect MDF door with 1mm PVC-edging



Matt Pure White
18mm Matt painted MDF door



Matt Rustic Oak
18mm Timber effect MDF door with 1mm PVC-edging

INLINE TREND



Gloss Ice Anthracite
18mm Gloss painted MFC door



Gloss Ice Cashmere
18mm Gloss painted MFC door



Gloss Ice Ivory
18mm Gloss painted MFC door



Gloss Ice Platinum
18mm Gloss painted MFC door



Gloss Ice White
18mm Gloss painted MFC door

INLINE FORM



Matt Avola Grey Textured
18mm textured MFC door with matching PVC edging



Matt Avola Ivory
18mm flat panel MFC door with matching PVC edging



Matt Avola White Ash
18mm flat panel MFC door with matching PVC edging




Matt Cashmere Textured
18mm MFC grained panel door with flat matching PVC edging



Matt Cobble Grey Textured
18mm MFC grained panel door with flat matching PVC edging




Matt Concrete Textured
18mm textured ABS edged MFC



Matt Dusk Grey
18mm super matt lacquered ABS edged MFC




Matt Grey Walnut Textured
18mm textured ABS edged MFC




Matt Mussel Textured
18mm MFC grained panel door with flat matching PVC edging



Matt Oak
18mm MFC flat panel door with matching PVC edging



Matt Pebble
18mm super matt lacquered ABS edged MFC




Matt Porcelain Textured
18mm MFC grained panel door with flat matching PVC edging




Matt Stone Textured
18mm MFC grained panel door with flat matching PVC edging

INLINE SELECT



Gloss Dusk Grey
18mm Gloss painted and lacquered MDF door



Gloss Mussel
18mm gloss painted and lacquered MDF door

Aluminium Inline Trim



Chrome Wave Inline Trim



Matt Black Inline Trim



INSET WALL UNITS

The inset handle which is available in selected ranges can be added to all wall units, bifolds and bridging cupboards and is to be combined with standard handles on base units to create a subtle, more streamlined design option for the modern kitchen.

Inset Handle Range Availability	
Alta	Inline Form
Hacienda	Inline Trend
Inline Select	Medford
Minnesota	Virginia
Plaza	Woodbury
Urban	



15MM VISTA CABINET SPECIFICATION



15MM VISTA WALL UNIT SPECIFICATION



Shelf Bracket



Vista Back Rail

1 3-way fully adjustable all-metal hinge - 110° (or 170° option) for full alignment (available with SoftPlus hinge upgrade)

2 3 wall unit heights 561mm/724mm/900mm

3 15mm cabinet - to BS EN 312-P2

4 Hardboard back with horizontal fixing rail

5 Under shelf support for strength

6 Internal cabinet finished in white with choice of external cabinet colours

7 15mm shelving with plastic shelf support (one shelf 561mm and 724mm high, two shelves 900mm high)

8 Co-ordinated front edge lipping to match external cabinet finish

Weight limit per wall unit: *
Single Cabinet: 20kg
Double Cabinet: 30kg

*The weight limits shown for wall units are assuming that the wall is suitably structured or suitable reinforcements are in place for stud walls.

15MM VISTA BASE UNIT SPECIFICATION



Worktop Fixing Bracket



Wall Fixing Bracket



Cam & Dowel



Leg



Supra Drawer Box



Supra Drawer Runners



Optional Upgrade SoftPlus 110° Hinge



Optional Upgrade SoftPlus 170° Hinge



1 Fully adjustable drawer front for full alignment

2 66mm void to rear providing easy installation around pipework and plumbing

3 Removable hardboard back allows easy access should a problem arise after installation

4 15mm chipboard drawer base

5 Durable 3 metal sided Supra drawer box with self-closing action (available with SoftPlus drawer box upgrade)

6 3-way fully adjustable all metal hinge 110° (or 170° option) for full alignment (available with SoftPlus hinge upgrade).

7 15mm cabinet - BS EN 312-P2

8 Internal cabinet finished in white with choice of external cabinet colours

9 Cabinet lipped all round to prevent water ingress

10 Continuous plinth

11 Optional plinth dust seal

12 Adjustable legs provide easy installation (min. 140mm - max. 184mm)

13 Cam and dowel construction for extra rigidity

Weight limit of Supra drawer box: 20kg

18MM EXCEL CABINET SPECIFICATION



*The weight limits shown for wall units are assuming that the wall is suitably structured or suitable reinforcements are in place for stud walls.

18MM EXCEL BASE UNIT SPECIFICATION



Worktop Fixing Bracket



Wall Fixing Bracket



Cam & Dowel




Leg



Supra Drawer Box



Supra Drawer Runners



Atira Drawer Box



Atira Pan Drawer



Optional Upgrade SoftPlus 110° Hinge



Optional Upgrade SoftPlus 170° Hinge



1 Inset fitted back with void of 66mm for easy access to pipes and services

2 15mm chipboard drawer base

3 Fully adjustable drawer front for full alignment

4 Durable 3 metal sided Supra drawer box with self-closing action (available with SoftPlus drawer box upgrade)

Atira metal sided pan drawer box with full extension and soft closing action. Available on selected units only. See the Koncept specification guide for details.

5 Cam and dowel construction for extra rigidity

6 3-way fully adjustable all-metal hinge for full alignment - 110° (or 170° option) (Available with SoftPlus hinge upgrade)

7 18mm cabinet with interior and exterior fully co-ordinated

8 Adjustable legs provide easy installation (min. 140mm - max. 184mm)

18MM EXCEL WALL UNIT SPECIFICATION



Shelf Bracket



Wall Hanging Bracket

1 Concealed fully adjustable wall hanging brackets

2 One piece unit back

3 3 wall unit heights 561mm/724mm/900mm

4 3-way fully adjustable all-metal hinge for full alignment - 110° (or 170° option) (Available with SoftPlus hinge upgrade)

5 18mm cabinet with interior and exterior fully co-ordinated

6 18mm shelving (One shelf 561mm high, two shelves 724mm and 900mm high)

7 Metal shelf supports

8 Cam & dowel construction for extra rigidity

Weight limit per wall unit: *
Single Cabinet: 20kg
Double Cabinet: 30kg

9 Colour co-ordinated clip on continuous plinth for flush floor level fit

10 Optional plinth dust seal

11 Fully co-ordinated front edge lipping matches cabinet exterior

Weight limit of Supra drawer box: 20kg

Weight limit of Atira drawer box: 30kg



SYMPHONY SOLUTIONS



Why is it that so many developers choose Symphony?

The answer is simple - first class service. Quality, reliability and a complete understanding of the needs of not only developers but ultimately the homeowners, ensures our service offer is second to none.

We understand that delivering the right products at the right time is only part of the process and that our proven ability to supply a comprehensive installation package forms an essential part of the service we offer. Our experience in working in close partnership with housebuilders means we can produce and install unrivalled quality furniture to suit your project.

Outstanding Supply Capabilities

Symphony produces on average 30,000 assembled kitchen units per week, delivered direct to site - right across the country - on our own diverse fleet of low emission vehicles. Orders are scanned through the entire production process from initial picking from stock, to loading onto our vehicle to offloading on site to ensure timely, right first time deliveries.



Quality Approved Service

Symphony was the first furniture manufacturer to be awarded the prestigious ISO Quality Management System Award BS EN 9001:2008 for its installation and customer care operations. We provide our customers with a quality assurance standard for the complete service from manufacture and delivery of product, through to on-site installation and post completion customer care.

Our Service Promise

- A partnership approach throughout the complete process.
- Open and clear lines of communication at all levels.
- Delivery of goods and services on time and correctly.
- Controlled project management through our field based personnel.
- Furniture installation within agreed time-scales.
- The identification and resolution of any product based issues prior to completion of the installation.
- Customer care (post-occupation) issues to be dealt with swiftly.
- Quality audits to verify that both the product and installation are consistent with our expectations.

Our Headquarters – Environmentally Designed

The design and construction of Symphony's state of the art manufacturing and Head Office facilities at Barnsley, South Yorkshire has incorporated the highest BREEAM (BRE Environmental Assessment Method) standards.

The building has been designed to deliver the highest levels of insulation and energy efficiency and is utilising one of the largest biomass fired boiler plants in the UK. Delivering all heating from the use of wood waste from a 1000m³ storage silo, Symphony employs 100% re-circulation systems to optimise waste and minimise emissions.

A sophisticated zoned dali lighting system in the office and warehouse area detects occupancy, daylight and dimming to ensure best electrical energy use in a busy area.



Quality Approved Products

The Furniture Industry Research Association Ltd (FIRA) is one of the world's leading furniture technology centres. The FIRA Gold Award is the ultimate mark of product excellence and completely evaluates quality, fit for purpose and workmanship of our ranges.

We are proud that all our ranges and laminate worktops achieve FIRA Gold Award accreditation.

Following stringent appraisals Symphony's products have achieved the FIRA Gold award based on all cabinets, drawer fronts and drawer boxes complying with requirements for structural integrity and surface performance. They have also been evaluated for aspects of workmanship and fitness for purpose.



Emission Reducing Transport

Direct to site deliveries via Symphony's fleet of over 135 commercial vehicles and a superior scheduling ability allows us to maintain one of the shortest lead times for delivery in the market place. Planning the most direct routes minimises journey times and distances, and helps us operate efficiently and in a manner that is environmentally friendly.

Our latest fleet of distribution vehicles are among the cleanest most fuel efficient trucks on Britain's roads. The Mercedes-Benz fleet has achieved Euro 5 and 6 emissions targets through BlueTec SCR (Selective Catalytic Reduction) technology. They have special tanks to carry the non-toxic AdBlue reduction agent required in the SCR process to convert pollutant nitrogen oxide into harmless nitrogen and water.



SUSTAINABLE MANUFACTURING



Symphony is committed to a sustainable manufacturing approach and gives you the assurance of high environmental standards. This is reflected in our stringent Environmental Policy, which is underpinned by a series of Controlled Objectives covering the eco-friendly use of energy, transport, packaging, non-renewable resources and the acquisition of timber based products.

- BS EN ISO 14001 - Accreditation for recognising and controlling the effects of manufacturing on the environment. We were the first company in our sector to achieve this accreditation.
- Forest Stewardship Council (FSC®) – Symphony became the first in the industry to be accredited with a full FSC® chain of custody. The trademark indicates that wood used comes from a well managed source in accordance with strict environmental, social and economic standards.
- FISP (The Furniture Industry Sustainability Programme) supports and improves the furniture industry's sustainability credentials and has rapidly become established as the industry forum on all environmental and sustainable issues. FISP focuses not just on current environmental issues, but also incorporates purchasing, end of product life and social and community issues – inherently part of our long term sustainability strategy.
- Valpak - We are also proud members of Valpak, an organisation dedicated to monitoring compliance with recycled packaging obligations.
- FIRA Club Green – Help Symphony to improve our environmental impact through improving process management and benchmarking environmental performance through annual site audits.



None of the style or high quality of our products has been compromised in the development of our EKO DESIGN principles which are a key aspect of all our kitchen ranges.

- Cabinets and doors are FSC® certified
- Recyclable handles
- LED lighting – low voltage
- Integrated waste disposal
- ‘A’ Rated energy efficient appliances
- Water conserving sinks and taps
- FSC® worktops
- 25 year whole life costings
- Cabinet saving sink unit liners to protect against water ingress



DESIGN SERVICE



Inspirational Design Advice and Support

Symphony's Marketing Suite is Europe's finest showroom designed specifically to support our business to business customers. There's no better way to gain inspiration for your next project than by visiting our 20,000 sq ft Marketing Suite at our Barnsley headquarters. You can see innovative new features, get previews of upcoming products and be inspired by the latest design styles and ideas. With the largest team of designers in our sector, we will provide room designs that are functional and appealing that will add value to your development. The dedicated team of experienced designers are fully operational in the latest computer aided design technology utilising a bespoke kitchen design software package.

Our design team combine their knowledge of the latest trends and design techniques to support our customers in the creation of stunning kitchens, bedrooms and bathrooms that can be the focal point of today's finest show homes. We can design options for upgrades, such as with integrated appliances, internal storage accessories and lighting to provide today's home buyer with the choice they demand.

3D Perspectives

We will work closely with you to gauge the requirements for the design process and combined with our insight we can then develop appropriate layouts. These designs are then presented to you in the form of 3D perspectives that provide a real impression of how the final room will look. At this stage designs can be refined and options presented for upgrades and can be exported to AutoCAD for checking against architects' plans.

Support Material

Our technical and sales teams liaise closely with customers from the start of the project to ensure it runs as smoothly as possible. Product samples, colour selection boards, worktop colours and handle samples are available. To help with your own marketing, we provide access to our online media centre. Here, you can download product images and use them free of charge.



MIX & MATCH

The complementary tones of two contrasting ranges in the same kitchen creates the luxury modern kitchen environment. Mix and match is available with the Contemporary Konzept kitchen ranges on 18mm cabinets and can be completed with a selection of framing effects, handle options and worktop finishes.

MIX & MATCH STYLES

Eight design styles are available based on the group of units where the accent range is located.

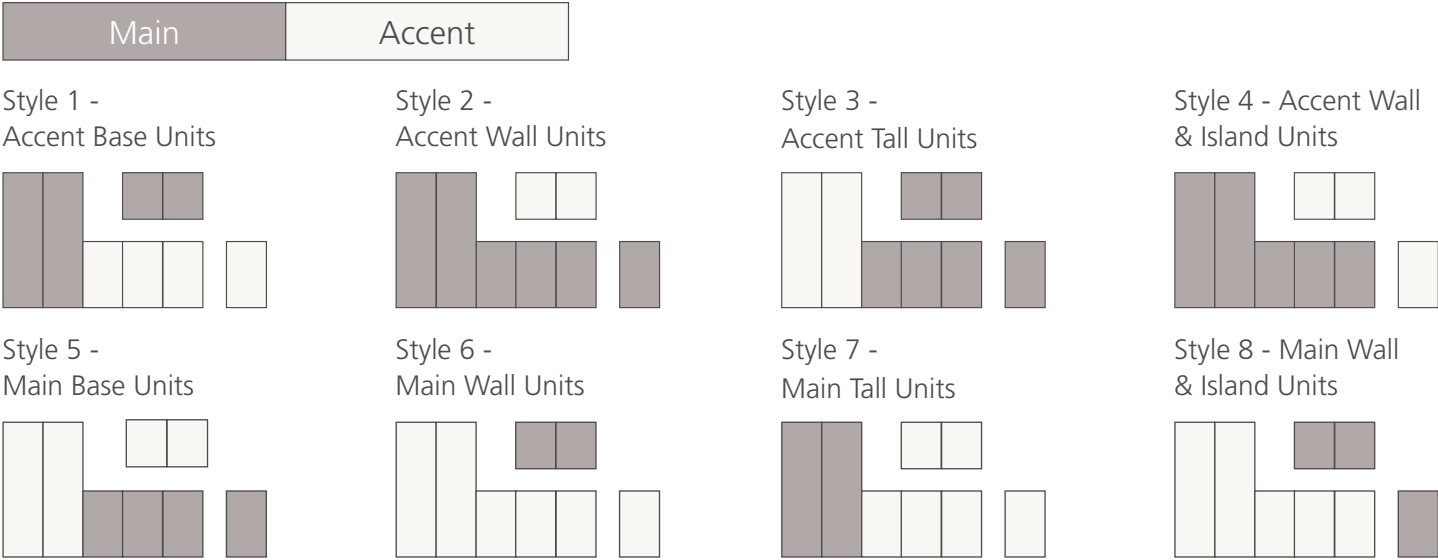


Image shows Style 3 - Accent Tall Units

SYMPHONY BRANDS



Symphony presents a diverse range of brands spanning kitchen, bedroom and bathroom furniture. Our kitchens incorporate modern handleless kitchens in Linear, to the highest quality contemporary and classic kitchens in Gallery. Freedom provides a range of attractive, accessible and multigenerational kitchen designs that comply with the latest building regulations. The Laura Ashley Kitchen Collection brings the rich design heritage of the brand to an inspirational and distinctive collection of furniture.

Our Urbano bedroom furniture includes fully fitted styles, front frame and sliding robes, whilst our Aquadi bathroom brand encompasses a range of modular and fully fitted designs.

For further information please visit www.symphony-group.co.uk or email enquiries@symphony-group.co.uk.





October 2019

The Symphony Group PLC,
Pen Hill Estate, Park Spring Road,
Barnsley, South Yorkshire. S72 7EZ

General Enquiries:
Tel: 01226 446000
Fax: 01226 711185

Email: enquiries@symphony-group.co.uk
www.symphony-group.co.uk/koncept



Symphony®
Creating the perfect living space

