



The Symphony Group PLC,
Pen Hill Estate, Park Spring Road,
Barnsley, South Yorkshire. S72 7EZ

General Enquiries:
Tel: 01226 446000

Email: enquiries@symphony-group.co.uk
www.symphony-group.co.uk/koncept



Symphony®
Creating the perfect living space

Koncept - Kitchens for Living



KITCHENS FOR LIVING
2021/22



2021/22



INTRODUCTION

Koncept is the leading kitchen brand for new build developments. With a wide collection of ranges reflecting the latest trends and best selling finishes, a choice of cabinet specifications to suit your development and a wide range of finishing touches and accessories you can be assured of the perfect kitchen to wow your home buyers.



Koncept is brought to you by Symphony, one of the UK's largest suppliers of fitted kitchen, bedroom and bathroom furniture. Symphony has been making kitchens in Britain for 50 years, so we understand the importance of operating in a responsible, sustainable manner. We are constantly investing in ways to improve the quality of our products and service.

Symphony has quality control systems that are accredited to BS 9002 Part 2 and ISO 9001-2008, plus all our kitchen furniture passes the FIRA Gold product certification. FIRA's ongoing auditing procedures continuously benchmark our performance, giving you the peace of mind that our furniture is built to last.

We have always taken our responsibilities to the environment seriously and are committed to playing our part by learning, innovating and implementing sustainable actions to limit our impact on the planet. With our furniture being timber based we ensure that the wood we use is sourced from responsibly managed forests and is fully FSC® certified.

We also strive to include recycled content where we can, such as in our cabinet board which includes almost 50% recycled content and in selected kitchen ranges that use 100% recycled chipboard.

Sustainability has always been a key focus for our operations, we have reduced our carbon emissions year on year since 2017 and we have switched to the use of 100% REGO (Renewable Energy Guarantees of Origin) backed green energy for all the electricity used across our 3 Yorkshire production sites. We are proud of our history of innovation and continuously review and enhance our operations to ensure that Symphony is a leading example of sustainability within our industry.

CONTENTS

CONTEMPORARY

Inline Studio Chalk White	6
Inline Select Gloss Dusk Grey and Select Gloss Pearl Grey	8
Inline Trend Gloss Ice Anthracite	10
Inline Form Matt Smooth Indigo and Form Matt Smooth White	12
New York	14
Woodbury	18
Urban	20
Hacienda	24
Plaza	28
Virginia	30

CLASSIC

Princeton	34
Ashbourne	38
Cranbrook	40
Harvard	44

FINISHING TOUCHES

Laminate Worktops	50
Silestone Worktops	52
Glass Upstands and Splashbacks	53
Lighting	54
Wirework	56
Drawer Accessories	57
Waste Storage	57

RANGE SELECTOR & SPECIFICATIONS

Contemporary Range	60
Classic Doors	61
Cabinet Colours	61
Inline Range	62
Inset Wall Units	63
Cabinet Specification	64

SYMPHONY SOLUTIONS

Symphony Solutions	66
Sustainable Manufacturing	68
Design Service	69
Mix & Match	70
Symphony Brands	71



CONTEMPORARY

Symphony offers developers the latest Konzept in contemporary kitchens that are designed for living. Homebuyers can now choose the latest “in vogue” kitchen range when they purchase their new home. Our Contemporary styles leave you spoilt for choice with the variety of designer kitchens including the handleless New York, stylish trim handles of our Inline ranges or the on-trend matt or textured decors available within Urban.

- Inline Studio
- Inline Select
- Inline Trend
- Inline Form
- New York
- Alta
- Woodbury
- Urban
- Plaza
- Hacienda
- Medford
- Virginia





Inline Studio Chalk White

Inline features a sleek handle trim to the top of drawers and doors to create an uncluttered linear style kitchen.

Design Konzept

The black glazed wall cabinets paired with the light Chalk White create a stunning contrast in this modern kitchen. The linear style of the Inline Gunmetal Trim partnered with the bright shaker doors create clean sharp lines.

WORKTOP - Antique Bronze 22mm laminate

SPLASHBACK - Antique Bronze

HANDLE - Inline Gunmetal Trim. Integrated handle on wall units.



Inline Select Gloss Dusk Grey & Select Gloss Pearl Grey

Inline features a sleek handle trim to the top of drawers and doors to create an uncluttered linear style kitchen.

Design Konzept

Dusk Grey tall and base cabinets are combined with our impressive textured Antique Bronze 22mm laminate worktops and splashback. The lighter Pearl Grey wall cabinets and island complete this modern kitchen design with the worktop being extended to provide a stylish breakfast bar.

WORKTOP - Antique Bronze 22mm laminate

SPLASHBACK - Antique Bronze

HANDLE - Inline Matt Black Trim. Inset handle on wall units.



Inline Trend

Gloss Ice Anthracite

Inline features a sleek handle trim to the top of drawers and doors to create an uncluttered linear style kitchen.

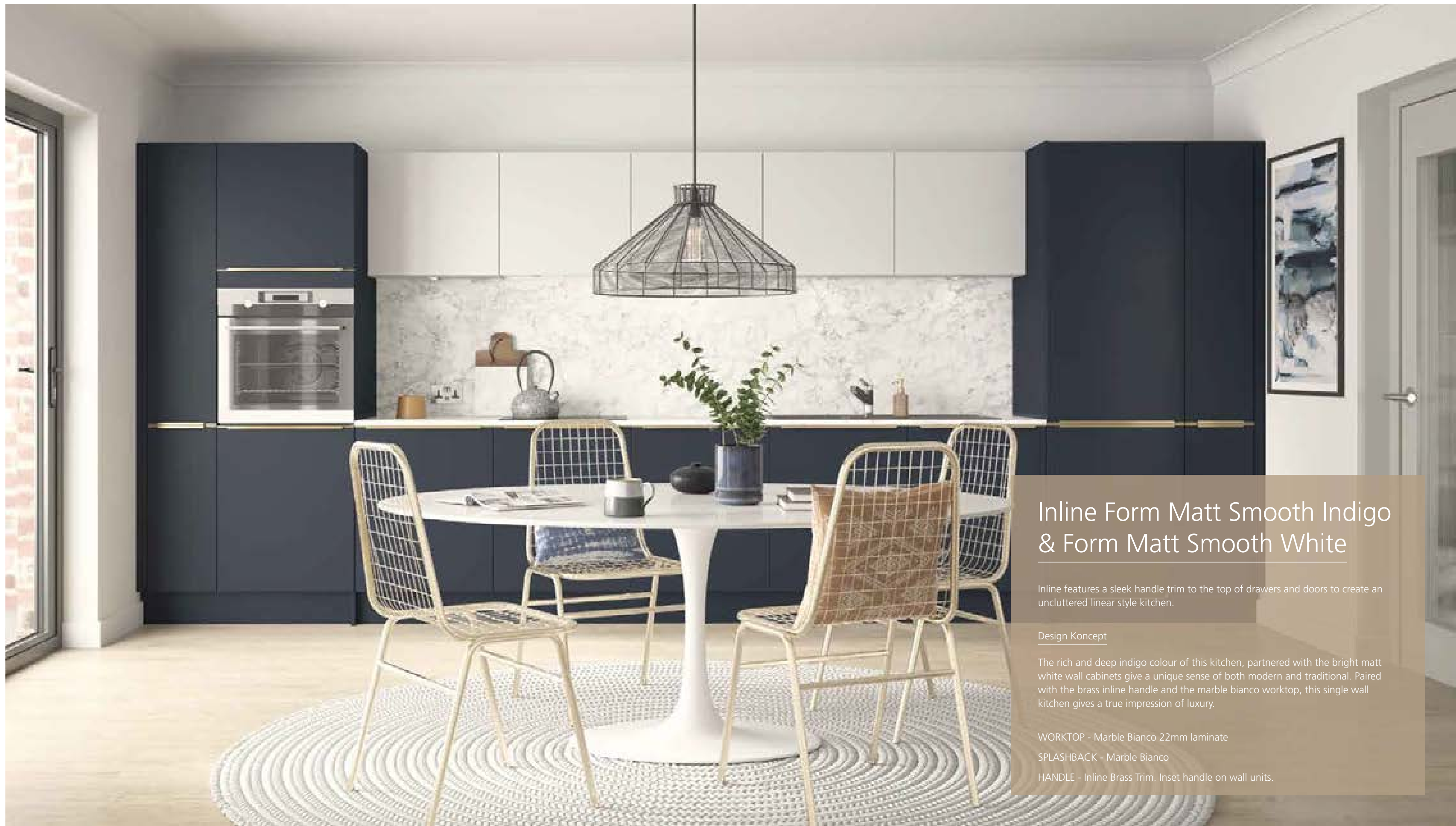
Design Konzept

The inclusion of Concrete accent open units are the showstoppers in this stunning kitchen design. These paired with matching concrete splashback adds to the overall industrial look, whilst the Aluminium Inline trim adds a touch of glamour to this kitchen design.

WORKTOP - Concrete 22mm Laminate

SPLASHBACK - Concrete

HANDLE - Inline Aluminium Trim. Inset handle on wall units



Inline Form Matt Smooth Indigo & Form Matt Smooth White

Inline features a sleek handle trim to the top of drawers and doors to create an uncluttered linear style kitchen.

Design Konzept

The rich and deep indigo colour of this kitchen, partnered with the bright matt white wall cabinets give a unique sense of both modern and traditional. Paired with the brass inline handle and the marble bianco worktop, this single wall kitchen gives a true impression of luxury.

WORKTOP - Marble Bianco 22mm laminate

SPLASHBACK - Marble Bianco

HANDLE - Inline Brass Trim. Inset handle on wall units.



New York Gloss Dusk Grey & Gloss Pearl Grey

The inspired New York range features both matt and high gloss finishes with integrated pull handles. Giving a luxurious feel to any kitchen, New York is available in Matt Anthracite, Gloss White, Gloss Cashmere, Gloss Dusk Grey and Gloss Pearl Grey.

Design Konzept

New York Gloss Dusk Grey co-ordinates well with the paler Pearl Grey. This design features a tall bank of cabinets neatly storing the integrated appliances and American style fridge freezer. The accent open display unit on the island stores feature items and perfectly complements the Dusk Grey finish of the doors..

WORKTOP - Marble Bianco 22mm laminate

SPLASHBACK - Platinum Glass

HANDLE - Integrated J-Pull



New York Matt Anthracite

The inspired New York range features both matt and high gloss finishes with integrated pull handles. Giving a luxurious feel to any kitchen, New York is available in Matt Anthracite, Gloss White, Gloss Cashmere, Gloss Dusk Grey and Gloss Pearl Grey.

Design Konzept

Inspired by the timeless appeal of minimalist style, this iconic Matt Anthracite design brings seamless city living to any space. This design has been created to provide a practical working space that makes a clever design feature with the island and integrated breakfast bar. Full height doors as a backdrop accentuate the clean uncluttered lines of this handleless kitchen.

WORKTOP - Marengo Silestone

HANDLE - Integrated J Pull



Woodbury Platinum

The best selling Woodbury range of kitchens is available in a variety of gloss finishes that can either be mixed together or are strong enough to stand alone as a complete kitchen.

Design Konzept

Grey is an on-trend colour and the Platinum gloss finish is a welcome addition to the Woodbury range. This galley style kitchen features a central island with our designer angled breakfast bar leg. A bank of tall units opposite full height base units and 561mm wall units provides a whole host of storage.

WORKTOP - Alaska PVC Edged Laminate

SPLASHBACK - Bronze Glass

HANDLE - Antique Copper Bow Handle (HPK794)

Urban Concrete & Cobble Grey

Urban includes four super matt colours of Cobble Grey, Indigo, Pebble and White, and two textured finishes of Concrete and Grey Walnut to enable the perfect modern kitchen to be designed. The finishes can also be mixed with one another to deliver a kitchen that offers striking contrasts.

Design Konzept

The Concrete finish of the doors and matching worktop creates an industrial look. This is further emphasised by the Cobble Grey wall units and Concrete open units to deliver both a functional and modern kitchen area.

WORKTOP - Concrete 22mm Laminate

SPLASHBACK & UPSTAND - Concrete

HANDLE - Brushed Nickel Barrel D Handle (HPK630)

The drawer and door fronts in Urban Concrete are made using 100% recycled chipboard





Urban Grey Walnut & Pebble

Urban includes four super matt colours of Cobble Grey, Indigo, Pebble and White, and two textured finishes of Concrete and Grey Walnut to enable the perfect modern kitchen to be designed. The finishes can also be mixed with one another to deliver a kitchen that offers striking contrasts.

Design Konzept

The textured finish of Grey Walnut base and tall cabinets perfectly complement the Matt light wall units. The kitchen is then further brought to life with the dark worktop and bronze handles to deliver a space that is perfect for the modern home.

WORKTOP & UPSTAND - Arctic Marble Premium Laminate

SPLASHBACK - Dark Stone Glass

HANDLE - Brushed Bronze Arched Bridge Handle (HPK796)

The drawer and door fronts in Urban Grey Walnut are made using 100% recycled chipboard





Hacienda Light Driftwood & Nordic Blue

Traditional and contemporary. Offering a mixture of textured woodgrain finishes and smooth solid colours, the Hacienda Range is the perfect choice for contrasting both traditional and modern styles in the same kitchen to give a completely unique look.

Design Konzept

The bright finishes of Nordic Blue and Light Driftwood come together here to make a very open feeling kitchen. Combined with an equally light worktop and integrated appliances and hob, this kitchen is an ideal open plan choice.

WORKTOP - Alpine White PVC Edged Laminate

UPSTAND - Alpine White

HANDLE - Steel Bar Handle (HPK355)

Hacienda Grey Driftwood & Platinum

Traditional and contemporary. Offering a mix textured woodgrain slab finishes and smooth solid colour slab finishes, the Hacienda range is the perfect choice for contrasting both traditional and modern styles in the same kitchen to give a completely unique look.

Design Konzept

Bringing the traditional look of woodgrain Grey Driftwood together with a modern platinum colour demonstrate how both styles come together harmoniously. This "L" shaped kitchen is sure to catch anyones eyes whilst also remaining practical.

WORKTOP & UPSTAND- Arctic Marble Premium Laminate

SPLASHBACK - Pewter Glass

HANDLE - Matt Nickel Wide Bow Handle (HPK671)

The drawer and door fronts in Hacienda Grey Driftwood are made using 100% recycled chipboard





Plaza Cobble Grey & Porcelain

Create an on-trend kitchen that combines popular pastel colours with textured painted effect frontals in the Plaza range. Plaza is available in a palette of three colours: Cashmere, Cobble Grey and Porcelain that can complement each other in mix and match style kitchens.

Design Konzept

The textured finish of Plaza Cobble Grey presents a delightful contrast against the light Porcelain wall units. Tall cabinets including a corner larder cabinet, are included to allow for plenty of storage, with a centre island creating an open plan kitchen/dining area.

WORKTOP - Alaska Laminate

SPLASHBACK - Pewter Glass

HANDLE - Matt Nickel Wide Bow Handle (HPK671)



Virginia Riviera

Virginia is available in two woodgrain effect finishes of Riviera and Oak, both of which offer a homely, inviting feel to the kitchen.

Design Konzept

The combination of the woodgrain of Riviera and the bright white of the Arctic Marble worktop gives this kitchen a designer edge. The Blue splashback works as a feature centerpiece that brings the whole kitchen together for a homely and modern feel.

WORKTOP & UPSTAND - Arctic Marble Premium Laminate

SPLASHBACK - Blue

HANDLE - Matt Nickel Square D Handle (HPK644).

CLASSIC

The Classic portfolio of Konzept kitchens offers private housing developers a fantastic range of elegant, timeless finishes. These kitchens exude warmth and character to form a wonderful welcoming feel for the homeowner.

Princeton
Ashbourne
Cranbrook
Harvard
Oakham





Princeton Indigo & Pearl Grey

Princeton offers a contemporary twist on a traditional door. The one piece shaker style is available in four matt colours of Chalk White, Indigo, Pearl Grey and Providence Blue, which work well on their own or can be mixed to produce a kitchen design of contrasts.

Design Konzept

This kitchen design includes an island with integrated hob, which provides a focal point within the room and includes ample space for entertaining. The addition of separate tall units and a fridge freezer opens up the space, bringing together the kitchen and dining area.

WORKTOP - Marble Siroco PVC Edged Laminate

UPSTAND - Marble Siroco Laminate

HANDLE - Brushed Copper Bridge Handle (HPK792)



Princeton Providence Blue

Princeton offers a contemporary twist on a traditional door. The one piece shaker style is available in four matt colours of Chalk White, Indigo, Pearl Grey and Providence Blue, which work well on their own or can be mixed to produce a kitchen design of contrasts.

Design Konzept

This kitchen uses the contrast of lighter colours to give the room a bright, warm and inviting disposition. Using the Providence Blue and Chalk White frontals with chrome handles, this shaker kitchen retains a classic feel complemented with just the right amount of modern features.

WORKTOP - Cascade Earthstone

SPLASHBACK & UPSTAND - Cascade

HANDLE - Polished Chrome D Handle (HPK445)



Ashbourne Ivory

This striking Ivory door with its distinctive grain effect creates a simply stunning kitchen space.

Design Konzept

It is the finer details that set this kitchen apart with the decorative cornice and pelmet framing the wall units and the integrated fridge freezer housing.

WORKTOP - Colmar Oak Premium Laminate

HANDLE - Brushed Nickel Bow Handle (HPK643)



Cranbrook Cobble Grey & Platinum

Cranbrook offers a modern take on the farmhouse inspired shaker kitchen. Available in five earthy painted effect finishes.

The Cobble Grey, Ivory, Platinum, Sage and Stone colours can either stand alone or work in combination with one another to produce the perfect classic kitchen design.

Design Koncept

The Cobble Grey finish presents an up to date version of a classic shaker style door. The u-shaped kitchen design and integrated breakfast bar create both a functional and inviting living space.

WORKTOP - Chalet Oak Premium Laminate

SPLASHBACK & UPSTAND - Platinum Glass

HANDLE - Brushed Nickel Bow Handle (HPK643)



Cranbrook Sage & Stone

Cranbrook offers a modern take on the farmhouse inspired shaker kitchen. Available in five earthy painted effect finishes.

The Cobble Grey, Ivory, Platinum, Sage and Stone colours can either stand alone or work in combination with one another to produce the perfect classic kitchen design.

Design Koncept

Co-ordinating framing panels help to give this design a modern twist. The Cranbrook door is shown off in full beauty on the tall units and island units in this design, whilst the realistic Brazilian Walnut worktops help create the country look.

WORKTOP - Brazilian Walnut PVC Edged Laminate

SPLASHBACK & UPSTAND - Brazilian Walnut Laminate

HANDLE - Brushed Bronze Rectangle Handle (HPK795)



Harvard Hunter Green

Harvard is a unique take on the traditional shaker door. The eye-catching narrow frame door is available in 3 matt colours of Charcoal, Hunter Green and Pebble, all of which are set on a one piece shaker style.

Design Konzept

The deep hue of Hunter Green in this kitchen paired with the brass handles and accessories gives the room a royal and comforting atmosphere. The white of the Neve Earthstone worktop cuts through the darker colours of the room, and the standalone island unit makes for an inviting space to prepare food and entertain.

WORKTOP - Neve Earthstone

SPLASHBACK & UPSTAND - Neve

HANDLE - Matt Brass Square Handle (HPK860)



Harvard Pebble

Harvard is a unique take on the traditional shaker door. The eye-catching narrow frame door is available in 3 matt colours of Charcoal, Hunter Green and Pebble, all of which are set on a one piece shaker style.

Design Konzept

The light Pebble coloured shaker style door with its smooth texture makes a distinctly brighter feeling kitchen. The contrast of the darker Carbon Steel worktop and features make this kitchen stand out, creating a light and modern space for all the family.

WORKTOP - Carbon Steel 40mm

SPLASHBACK & UPSTAND - Carbon Steel

HANDLE - Brushed Bronze Arched Bridge Handle (HPK796)

FINISHING TOUCHES

You've chosen the style, you've decided the finish, now it's time to choose the finishing touches that make a new kitchen stand out. Select from a wide range of worktops, appliances, sinks and taps to tailor make an appealing kitchen for your customers. Don't forget lighting and storage accessories are the essential extras that enhance the appeal of the kitchen.


- Laminate Worktops
- Silestone Worktops
- Glass Upstands & Splashbacks
- Lighting
- Wirework
- Miscellaneous
- Drawer Organisers



40MM LAMINATE WORKTOPS

Hard-wearing and stylish, our 40mm laminate worktops add the perfect finishing touch. Choose from a wide range of colours and designs, specifically developed to co-ordinate with the Koncept kitchen range. Worktops are supplied in a bullnose or PVC edged specification and are available with co-ordinating upstands and splashbacks.*


* maximum worktop length 4000mm



40MM PREMIUM WORKTOPS

Our premium 40mm worktops feature either textured or ultra smooth laminate finishes with a contemporary 3mm front radius providing a modern flat profile. Worktops are available with co-ordinating worktop upstands and splashbacks.*


*maximum worktop length 3600mm



22MM WORKTOPS

These stunning 22mm worktops feature subtle textured surfaces and can be used to frame cabinet runs. The colour palette includes finishes that match kitchen range decors to create an ultra modern one colour kitchen. Worktops are available with matching blenders, upstands and splashbacks.*

*maximum worktop length 3600mm



Please note that worktop joints may be conspicuous due to the variation of pattern and colour variation within each finish.



34MM EARTHSTONE WORKTOPS

Earthstone worktops are a great alternative to solid surface worktops such as quartz or granite. They have been designed to give a smooth appearance with inconspicuous joints and edges, while being easy to clean and maintain.*

* maximum worktop length 3600mm




Please note that worktop joints may be conspicuous due to the variation of pattern and colour variation within each finish.



SILESTONE

Available in 20mm, our scratch resistant Silestone Quartz has radiant clarity and exceptional strength. Silestone is available in a range of creative colours.



*These finishes are also available in 30mm.




GLASS UPSTANDS & SPLASHBACKS

A range of contemporary and subtle colours to suit any style of kitchen and complement our worktop selection.

STANDARD COLLECTION

This collection features the four core splashback colours.




GLOSS COLLECTION

Our Gloss Collection feature a diverse palette of colours that match and complement a variety of the kitchen finishes, accent open display units and include three metallic effect styles.



MIRROR COLLECTION

Our Mirror Collection features a selection of mirrored splashback options that look stylish whilst giving the illusion of additional space within the kitchen. Please note that these are available as part of our Template and Fit Service only.



LIGHTING

The importance of lighting in completing a welcoming attractive kitchen design cannot be underestimated. A full selection of low energy LED lighting and accessories is available to help you achieve this. The range includes spotlights, flexible strip light, illuminated shelves and plinth lights.

Many lights are available in a cool, warm or neutral light outputs provide flexibility to suit the design of the kitchen environment. Extra upgrade options like illuminated shelves or convenient pop up sockets within worktops are a perfect finishing touch to set a kitchen apart.



Nexus Slim Triotone Triangle Light
Available in a cool, natural or warm white light with the flick of a switch.



HD LED In-Cabinet Strip Light
PANLIGHT3/4/5/6/8/9/10
To suit 300-1000mm drawer and door cabinets.



LED Flexible Strip Lights
Available in 500mm or 2m lengths.
Available in a cool white and warm white.



EVOLine(R) Pop-up Socket with USB ports featuring a flush finished Stainless Steel top.




Pop-up Socket with USB ports .




1. Connex Trio-Tone Lights
Sizes are as followed: 222mm, 343mm, 524mm. Available in cool, natural or warm white.



2. Trio Tone LED Surface Light
Available in cool, neutral or warm white light with the flick of a switch. Recommended for use inside feature cabinets.



3. Plinth Lights
Available in cool or warm white light.



4. Astro Triotone Light
Available in cool, natural or warm white light with the flick of a switch, and in Silver, Black and Brass colour options. Can be used underneath or inside wall units.



EVOLine(R) Backflip Socket with two sockets and one USB port.

ACCESSORIES

Take advantage of every corner of the kitchen with innovative accessories and storage solutions that enhance every Koncept Kitchen.



Le Mans Pull Out (Left handed shown)



1/2 Carousel Baskets



3/4 Carousel Baskets



Stainless Steel Splashback



150mm Pull Out Base Units



300mm Pull Out Larder Units



Wine Glass Rack



Wine Rack Insert



Angled Breakfast Bar Leg



Arrow Shelf Bracket



Removable Magnetic Lock

CUTLERY TRAYS



Supra Drawer Box Plastic Cutlery Tray



Atira Drawer Box Plastic Cutlery Tray for Internal Drawers



Atira Drawer Box Aluminium Cutlery Tray for Internal Drawers



Atira Drawer Box Timber Cutlery Tray for Internal Drawers

PAN DRAWER ACCESSORIES



Aluminium Atira Pan Drawer Organiser for 800 - 1000mm Drawers



Timber Atira Pan Drawer Organiser for 800 - 1000mm Drawers



Timber Atira Pan Drawer Plate Stack for 800 - 1000mm Drawers

WASTE STORAGE



Waste Bin (12L)



Recycle Bin (40L)



300mm Eco Bin (30L)



400mm Eco Bin (40L)



600mm Eco Bin (60L)



400mm Under Sink Waste Bin (36L)



500mm Premium Waste Bin (64L)



600mm Premium Waste Bin (85L)


RANGE SELECTOR & SPECIFICATIONS

The real quality of a kitchen is reflected in its construction. So you'll be delighted to know that our cabinets are available with innovative soft close doors and drawers, and because they're built to be hard-wearing and practical, they'll stay looking good for years to come.


- Inline Ranges
- Contemporary Ranges
- Classic Ranges
- Cabinet Colours
- Cabinet Specifications




CONTEMPORARY RANGES




New York Gloss White
22mm gloss painted and lacquered MDF door




New York Gloss Cashmere
22mm gloss painted and lacquered MDF door




New York Gloss Dusk Grey
22mm gloss painted and lacquered MDF door




New York Gloss Pearl Grey
22mm gloss painted and lacquered MDF door




New York Matt Anthracite
22mm matt painted MDF




Alta Gloss Pure White
18mm gloss painted and lacquered MDF door




Alta Gloss Dusk Grey
18mm gloss painted and lacquered MDF door




Alta Gloss Pearl Grey
18mm gloss painted and lacquered MDF door




Alta Matt Anthracite
18mm matt painted MDF door




Woodbury Anthracite
18mm Gloss painted MFC




Woodbury Cashmere
18mm Gloss painted MFC




Woodbury Ivory
18mm Gloss painted MFC




Woodbury Platinum
18mm Gloss painted MFC



Woodbury White
18mm Gloss painted MFC



Virginia Oak
18mm MFC flat panel door with matching PVC edging



Virginia Riviera
18mm flat panel door with matching PVC edging

CABINET COLOURS



Grey Linen 18mm only



Blonde Oak




White




The majority of ranges offer frontal-matched replacement ends on 18mm Excel Cabinets.


CLASSIC DOORS




Urban Cobble Grey
18mm Super Matt lacquered PET foil ABS-edged chipboard




Urban Pebble
18mm Super Matt lacquered PET foil ABS-edged chipboard




Urban Concrete
18mm textured ABS edged MFC




Urban Grey Walnut
18mm textured ABS edged MFC




Urban Indigo
18mm Super Matt lacquered PET foil ABS-edged chipboard




Urban White
18mm Super Matt lacquered PET foil ABS-edged chipboard




Plaza Cashmere
18mm MFC grained panel door with flat matching PVC edging




Plaza Cobble Grey
18mm MFC grained panel door with flat matching PVC edging




Plaza Porcelain
18mm MFC grained panel door with flat matching PVC edging




Hacienda Nordic Blue
18mm MFC flat panel door with matching PVC edging




Hacienda Grey Driftwood
18mm MFC flat panel door with matching PVC edging




Hacienda Light Driftwood
18mm MFC flat panel door with matching PVC edging




Hacienda Platinum
18mm MFC flat panel door with matching PVC edging




Medford White
18mm MFC flat panel door with matching PVC edging




Ashbourne Ivory
18mm grained shaker style foil wrapped MDF with chamfered frame




Cranbrook Cobble Grey
22mm shaker style foil wrapped MDF door




Cranbrook Ivory
22mm shaker style foil wrapped MDF door




Cranbrook Platinum
22mm shaker style foil wrapped MDF door




Cranbrook Sage
22mm shaker style foil wrapped MDF door




Cranbrook Stone
22mm shaker style foil wrapped MDF door




Harvard Charcoal
19mm MDF narrow frame smooth PVC shaker




Harvard Hunter Green
19mm MDF narrow frame smooth PVC shaker




Harvard Pebble
19mm MDF narrow frame smooth PVC shaker




Princeton Chalk White
19mm matt painted MDF one piece shaker




Princeton Indigo
19mm matt painted MDF one piece shaker



Princeton Pearl Grey
19mm matt painted MDF one piece shaker



Princeton Providence Blue
19mm matt painted MDF one piece shaker



Oakham Oak
20mm shaker style with oak veneered frame and centre panel

INLINE RANGE

Inline kitchens present a modern linear style of kitchen design that features a stunning handle trim to the edge of doors and drawers. There is a choice of an aluminium, brass, gunmetal or matt black trim.



Aluminium Inline Trim



Brass Inline Trim



Gunmetal Inline Trim



Matt Black Inline Trim



INSET WALL UNITS

The inset handle which is available in selected ranges can be added to all wall units, bifolds and bridging cupboards and is to be combined with standard handles on base units to create a subtle, more streamlined design option for the modern kitchen.

Inset Handle Range Availability	
Alta	Inline Form
Hacienda	Inline Trend
Inline Select	Medford
Plaza	Virginia
Urban	Woodbury

INLINE STUDIO



Matt Chalk White
19mm matt painted MDF
one piece shaker



Matt Indigo
19mm matt painted MDF
one piece shaker



Matt Pearl Grey
19mm matt painted MDF
one piece shaker



Matt Providence Blue
19mm matt painted MDF
one piece shaker

INLINE SELECT



Gloss Dusk Grey
18mm Gloss painted and
lacquered MDF door



Gloss Pearl Grey
18mm Gloss painted and
lacquered MDF door



Gloss Pure White
18mm Gloss painted and
lacquered MDF door




Matt Anthracite
18mm Matt painted MDF door

INLINE TREND



Gloss Ice Anthracite
18mm Gloss painted MFC door



Gloss Ice Cashmere
18mm Gloss painted MFC door



Gloss Ice Platinum
18mm Gloss painted MFC door



Gloss Ice White
18mm Gloss painted MFC door


INLINE FORM



Matt Cashmere Textured
18mm MFC grained panel door
with flat matching PVC edging



Matt Cobble Grey Textured
18mm MFC grained panel door
with flat matching PVC edging



Matt Concrete Textured
18mm textured ABS edged MFC




Matt Smooth Grey
18mm Super Matt lacquered PET
foil ABS-edged chipboard




Matt Grey Walnut Textured
18mm textured ABS edged MFC




Matt Oak
18mm MFC flat panel door with
matching PVC edging




Matt Riviera
18mm MFC flat panel door with
matching PVC edging




Matt Smooth Pebble
18mm super matt lacquered
ABS edged MFC




Matt Porcelain Textured
18mm MFC grained panel door
with flat matching PVC edging



Matt Smooth Indigo
18mm Super Matt lacquered PET
foil ABS-edged chipboard



Matt Smooth White
18mm Super Matt lacquered PET
foil ABS-edged chipboard



Matt Nordic Blue
18mm flat panel PVC edged MFC

15MM VISTA CABINET SPECIFICATION



15MM VISTA WALL UNIT SPECIFICATION



Shelf Bracket



Vista Back Rail

1 3-way fully adjustable all-metal hinge - 110° (or 170° option) for full alignment (available with SoftPlus hinge upgrade)

2 3 wall unit heights 561mm/724mm/900mm

3 15mm cabinet - to BS EN 312-P2

4 Hardboard back with horizontal fixing rail

5 Under shelf support for strength

6 Internal cabinet finished in white with choice of external cabinet colours

7 15mm shelving with plastic shelf support (one shelf 561mm and 724mm high, two shelves 900mm high)

8 Co-ordinated front edge lipping to match external cabinet finish

Weight limit per wall unit: *
Single Cabinet: 20kg
Double Cabinet: 30kg

*The weight limits shown for wall units are assuming that the wall is suitably structured or suitable reinforcements are in place for stud walls.


15MM VISTA BASE UNIT SPECIFICATION



Worktop Fixing Bracket



Wall Fixing Bracket



Cam & Dowel



Leg




Supra Drawer Box



Supra Drawer Runners



Optional Upgrade SoftPlus 110° Hinge



Optional Upgrade SoftPlus 170° Hinge



1 Fully adjustable drawer front for full alignment

2 66mm void to rear providing easy installation around pipework and plumbing

3 Removable hardboard back allows easy access should a problem arise after installation

4 15mm chipboard drawer base

5 Durable 3 metal sided Supra drawer box with self-closing action (available with SoftPlus drawer box upgrade)

6 3-way fully adjustable all metal hinge 110° (or 170° option) for full alignment (available with SoftPlus hinge upgrade).

7 15mm cabinet - BS EN 312-P2

8 Internal cabinet finished in white with choice of external cabinet colours

9 Cabinet lipped all round to prevent water ingress

10 Continuous plinth

11 Optional plinth dust seal

12 Adjustable legs provide easy installation (min. 140mm - max. 184mm)

13 Cam and dowel construction for extra rigidity

Weight limit of Supra drawer box: 20kg

18MM EXCEL CABINET SPECIFICATION



*The weight limits shown for wall units are assuming that the wall is suitably structured or suitable reinforcements are in place for stud walls.

18MM EXCEL BASE UNIT SPECIFICATION



Worktop Fixing Bracket



Wall Fixing Bracket



Cam & Dowel




Leg



Supra Drawer Box



Supra Drawer Runners



Atira Drawer Box



Atira Pan Drawer



Optional Upgrade SoftPlus 110° Hinge



Optional Upgrade SoftPlus 170° Hinge

1 Inset fitted back with void of 66mm for easy access to pipes and services

2 15mm chipboard drawer base

3 Fully adjustable drawer front for full alignment

4 Durable 3 metal sided Supra drawer box with self-closing action (available with SoftPlus drawer box upgrade)

Atira metal sided pan drawer box with full extension and soft closing action. Available on selected units only. See the Koncept specification guide for details.

5 Cam and dowel construction for extra rigidity

6 3-way fully adjustable all-metal hinge for full alignment - 110° (or 170° option) (Available with SoftPlus hinge upgrade)

7 18mm cabinet with interior and exterior fully co-ordinated

8 Adjustable legs provide easy installation (min. 140mm - max. 184mm)

18MM EXCEL WALL UNIT SPECIFICATION



Shelf Bracket



Wall Hanging Bracket

1 Concealed fully adjustable wall hanging brackets

2 One piece unit back

3 3 wall unit heights 561mm/724mm/900mm

4 3-way fully adjustable all-metal hinge for full alignment - 110° (or 170° option) (Available with SoftPlus hinge upgrade)

5 18mm cabinet with interior and exterior fully co-ordinated

6 18mm shelving (One shelf 561mm high, two shelves 724mm and 900mm high)

7 Metal shelf supports

8 Cam & dowel construction for extra rigidity

Weight limit per wall unit: *
Single Cabinet: 20kg
Double Cabinet: 30kg



9 Colour co-ordinated clip on continuous plinth for flush floor level fit

10 Optional plinth dust seal

11 Fully co-ordinated front edge lipping matches cabinet exterior

Weight limit of Supra drawer box: 20kg

Weight limit of Atira drawer box: 30kg





Why is it that so many developers choose Symphony?

The answer is simple - first class service. Quality, reliability and a complete understanding of the needs of not only developers but ultimately the homeowners, ensures our service offer is second to none.

We understand that delivering the right products at the right time is only part of the process and that our proven ability to supply a comprehensive installation package forms an essential part of the service we offer. Our experience in working in close partnership with housebuilders means we can produce and install unrivalled quality furniture to suit your project.

Outstanding Supply Capabilities

Symphony produces on average over 2,500 assembled kitchen units per week, delivered direct to site - right across the country - on our own diverse fleet of low emission vehicles. Orders are scanned through the entire production process from initial picking from stock, to loading onto our vehicle to offloading on site to ensure timely, right first time deliveries.



Quality Approved Service

Symphony was the first furniture manufacturer to be awarded the prestigious ISO Quality Management System Award BS EN 9001:2008 for its installation and customer care operations. We provide our customers with a quality assurance standard for the complete service from manufacture and delivery of product, through to on-site installation and post completion customer care.

Our Service Promise

- A partnership approach throughout the complete process.
- Open and clear lines of communication at all levels.
- Delivery of goods and services on time and correctly.
- Controlled project management through our field based personnel.
- Furniture installation within agreed time-scales.
- The identification and resolution of any product based issues prior to completion of the installation.
- Customer care (post-occupation) issues to be dealt with swiftly.
- Quality audits to verify that both the product and installation are consistent with our expectations.

Our Headquarters – Environmentally Designed

The design and construction of Symphony's state of the art manufacturing and Head Office facilities at Barnsley, South Yorkshire has incorporated the highest BREEAM (BRE Environmental Assessment Method) standards.

The building has been designed to deliver the highest levels of insulation and energy efficiency and is utilising one of the largest biomass fired boiler plants in the UK. Delivering all heating from the use of wood waste from a 1000m³ storage silo, Symphony employs 100% re-circulation systems to optimise waste and minimise emissions.

A sophisticated zoned dali lighting system in the office and warehouse area detects occupancy, daylight and dimming to ensure best electrical energy use in a busy area.



Quality Approved Products

The Furniture Industry Research Association Ltd (FIRA) is one of the world's leading furniture technology centres. The FIRA Gold Award is the ultimate mark of product excellence and completely evaluates quality, fit for purpose and workmanship of our ranges.

We are proud that all our ranges and laminate worktops achieve FIRA Gold Award accreditation.

Following stringent appraisals Symphony's products have achieved the FIRA Gold award based on all cabinets, drawer fronts and drawer boxes complying with requirements for structural integrity and surface performance. They have also been evaluated for aspects of workmanship and fitness for purpose.



Emission Reducing Transport

Direct to site deliveries via Symphony's fleet of over 150 commercial vehicles and a superior scheduling ability allows us to maintain one of the shortest lead times for delivery in the market place. Planning the most direct routes minimises journey times and distances, and helps us operate efficiently and in a manner that is environmentally friendly.

Our latest fleet of distribution vehicles are among the cleanest most fuel efficient trucks on Britain's roads. The Mercedes-Benz fleet has achieved Euro 6 emissions targets through BlueTec SCR (Selective Catalytic Reduction) technology. They have special tanks to carry the non-toxic AdBlue reduction agent required in the SCR process to convert pollutant nitrogen oxide into harmless nitrogen and water.



SUSTAINABLE APPROACH



With 50 years of experience we understand the importance of operating in a responsible, sustainable manner. We are proud of our history of innovation and continuously review and enhance our operations to ensure that Symphony is a leading example of sustainability within our industry.

The Konzept kitchen collection is brought to you by Symphony, one of the UK’s largest suppliers of fitted kitchen, bedroom and bathroom furniture. We have been making kitchens in Britain for 50 years and are constantly investing in ways to improve the quality and sustainability of our products and operations to create the perfect living space for many years to come.

Stringent quality control systems accredited to BS 9002 Part 2 and ISO 9001-2008 guarantees you the best quality furniture that’s built to last. We are proud that all our kitchens achieve the FIRA Gold product certification, which is gained through a complete evaluation of the quality and robustness of the furniture, and is the ultimate mark of product excellence.

Limiting our Environmental Impact

Our furniture has full FSC® certification assuring you that the wood used comes from responsibly managed forests with a full chain of custody. We’ve gained the BS EN ISO 14001:2004 quality standard which independently endorses our ongoing operational activities to limit our impact on the environment. Symphony is a member of the recycled packaging organisation, Valpack. This membership has been achieved by minimising packaging without compromising protection, and initiatives include utilising protective reuseable blankets on deliveries where possible.



None of the style or high quality of our products has been compromised in the development of our EKO DESIGN principles which are a key aspect of all our kitchen ranges.

- Cabinets and doors are FSC® certified
- Recyclable handles
- LED lighting – low voltage
- Integrated waste disposal
- ‘A’ Rated energy efficient appliances
- Water conserving sinks and taps
- FSC® worktops
- 25 year whole life costings
- Cabinet saving sink unit liners to protect against water ingress



DESIGN SERVICE



Inspirational Design Advice and Support

Symphony’s Marketing Suite is Europe’s finest showroom designed specifically to support our business to business customers. There’s no better way to gain inspiration for your next project than by visiting our 20,000 sq ft Marketing Suite at our Barnsley headquarters. You can see innovative new features, get previews of upcoming products and be inspired by the latest design styles and ideas. With the largest team of designers in our sector, we will provide room designs that are functional and appealing that will add value to your development. The dedicated team of experienced designers are fully operational in the latest computer aided design technology utilising a bespoke kitchen design software package.

Our design team combine their knowledge of the latest trends and design techniques to support our customers in the creation of stunning kitchens, bedrooms and bathrooms that can be the focal point of today’s finest show homes. We can design options for upgrades, such as with integrated appliances, internal storage accessories and lighting to provide today’s home buyer with the choice they demand.

3D Perspectives

We will work closely with you to gauge the requirements for the design process and combined with our insight we can then develop appropriate layouts. These designs are then presented to you in the form of 3D perspectives that provide a real impression of how the final room will look. At this stage designs can be refined and options presented for upgrades and can be exported to AutoCAD for checking against architects’ plans.

Support Material

Our technical and sales teams liaise closely with customers from the start of the project to ensure it runs as smoothly as possible. Product samples, colour selection boards, worktop colours and handle samples are available. To help with your own marketing, we provide access to our online media centre. Here, you can download product images and use them free of charge.



MIX & MATCH

The complementary tones of two contrasting ranges in the same kitchen creates the luxury modern kitchen environment. Mix and match is available with the Contemporary Konzept kitchen ranges on 18mm cabinets and can be completed with a selection of framing effects, handle options and worktop finishes.

MIX & MATCH STYLES

Three design styles are available based on the group of units where the accent range is located.

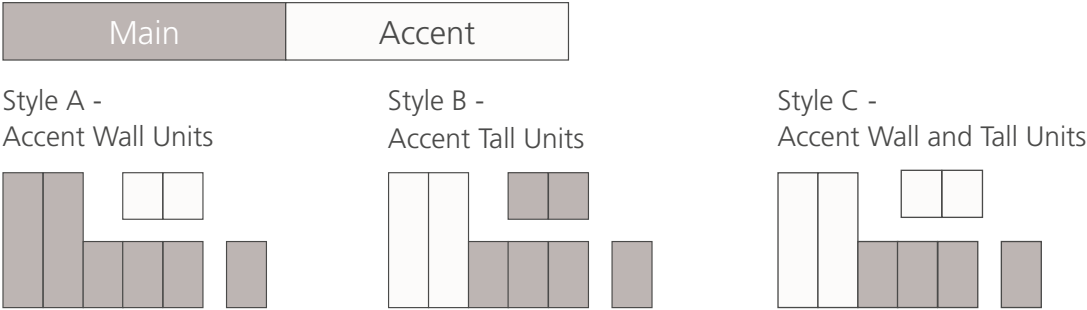


Image shows Style C - Accent Wall and Tall Units.

SYMPHONY BRANDS



Symphony presents a diverse range of brands spanning kitchen, bedroom and bathroom furniture. Our kitchens incorporate modern handleless kitchens in Linear, to the highest quality contemporary and classic kitchens in Gallery. Freedom provides a range of attractive, accessible and multigenerational kitchen designs that comply with the latest building regulations. The Laura Ashley Kitchen Collection brings the rich design heritage of the brand to an inspirational and distinctive collection of furniture.

Our Urbano bedroom furniture includes fully fitted styles, front frame and sliding robes, whilst our Aquadi bathroom brand encompasses a range of modular and fully fitted designs.

For further information please visit www.symphony-group.co.uk or email enquiries@symphony-group.co.uk.

